

Site Amenities

BY SUPERIOR RECREATIONAL PRODUCTS

Durable. Comfortable. Affordable.

Distributed by: Efficient Amenities



**EFFICIENT
AMENITIES**

Call Us Today.



(855) 884-8387



Superior quality for a superior lifestyle.

At **Superior Recreational Products**, we proudly offer high-quality site amenities that complement any outdoor space. We bring over 25 years of manufacturing experience to the creation of our tables, benches, trash receptacles, ash urns, and specialty products. With our large selection of outdoor amenities, you'll find a design that completes your space and a piece of craftsmanship that will last.

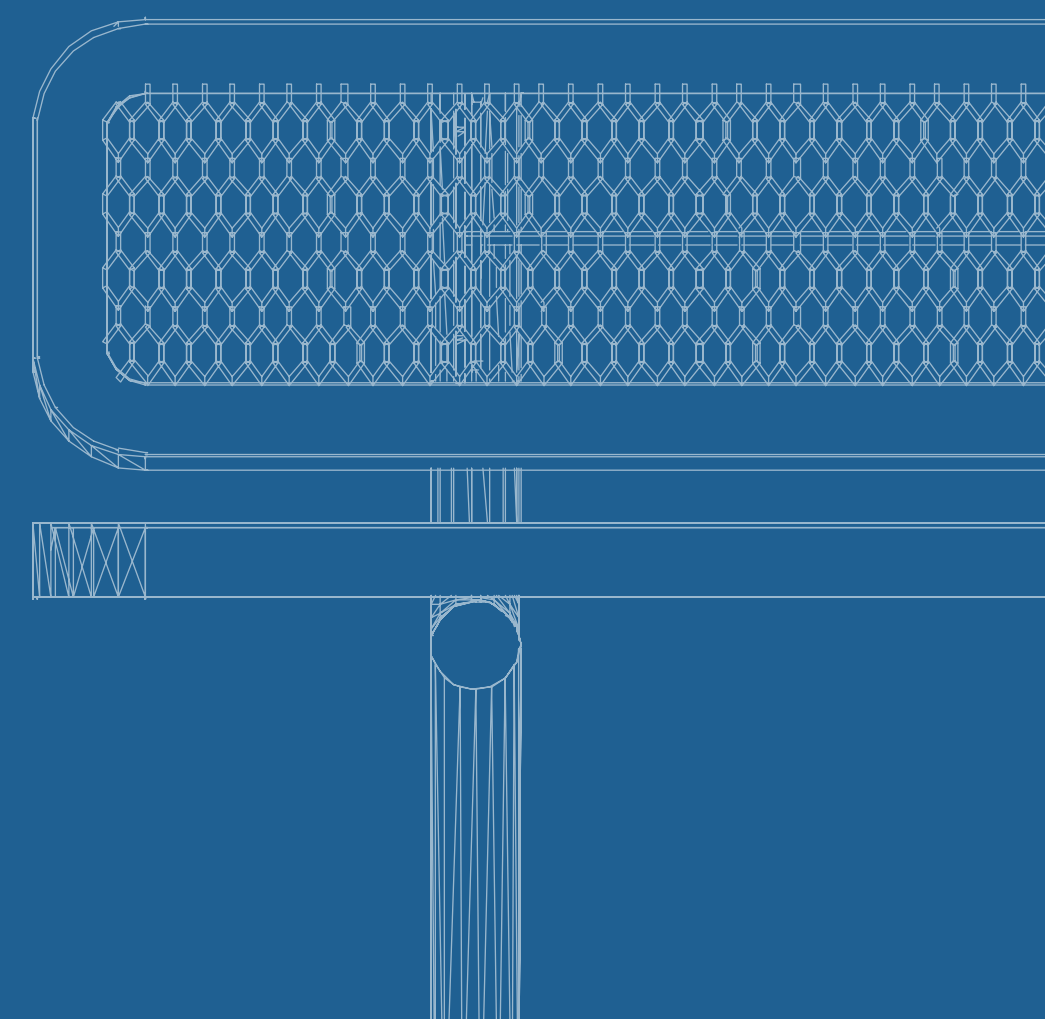
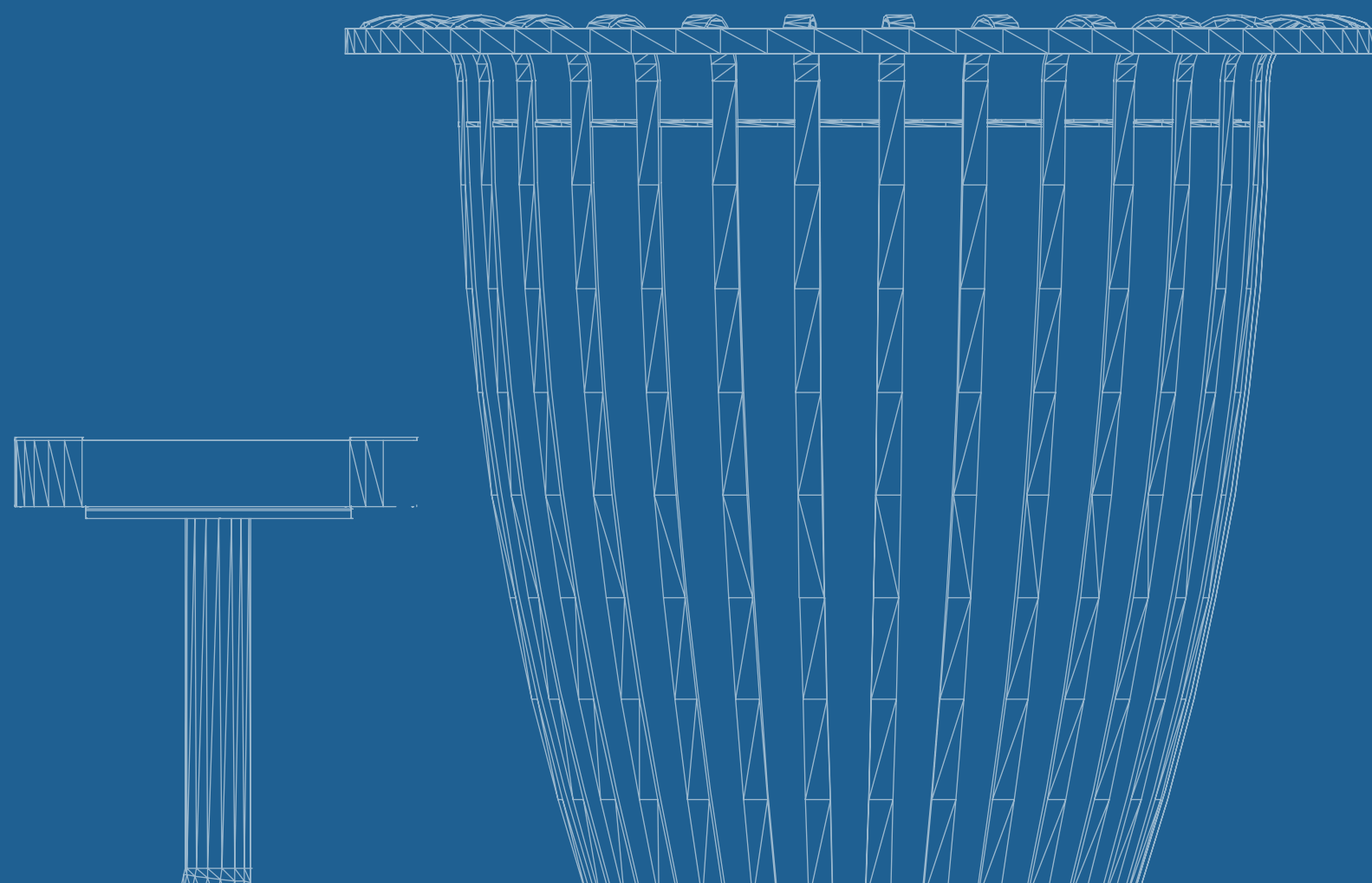
08 QUICK SHIP

10 PICNIC TABLES

36 BENCHES

56 TRASH RECEPTACLES, ASH URNS,
AND PLANTERS

64 ALL-ALUMINUM COLLECTION, DOG PARK,
BICYCLE RACKS, AND GRILLS



*your new way to enjoy
A DAY at the pool*



creating functional spaces
OUT OF *everyday places*



NEW!
Bar Height Pedestal Table
PAGE 31



*the perfect spot to enjoy
A MEAL with new friends*

IN A HURRY? USE QUICK SHIP. *for when you need amenities fast*

Our Quick Ship Program offers 52 different products, from tables to trash receptacles and bike loops, that ship within 5 business days*.

If you're looking to furnish your park, school, or recreation space quickly, purchase our express lead time tables, benches, trash receptacles, or bike loops. These select items are ready to ship within five business days when purchased in quantities of five complete units or less of any single quick ship item.

Unlike other quick ship programs where color choices are limited, we still offer a variety of colors for your amenity's top and seats (see below). Quick ship items are only available with black frames. For complete terms and conditions, see page 80.



QS Look for this icon throughout our catalog to **view all** qualifying quick ship products and for complete part number ordering instructions.

Sample Quick Ship Products

PORTABLE TABLES

	Product No.
46" Round UltraLeisure®	T46ULRACS
46" Square UltraLeisure®	T46UL
46" Wheelchair Accessible Square UltraLeisure® with Three Seats	T46UL-3ADA
6' and 8' Rectangular UltraLeisure®	T#UL
6' and 8' Wheelchair Accessible Rectangular UltraLeisure®	T#ULHDCP
46" Square UltraLeisure® Perforated	T46ULPERF
6' and 8' Rectangular UltraLeisure® Perforated	T#ULPERF

BIKE LOOPS

	Product No.
Black Standard Bike Loop	BIKELOOPING, BIKELOOPSM

BENCHES

	Product No.
6' or 8' UltraLeisure® without Back	B#UL
6' or 8' UltraLeisure® with Back	B#WBUL
6' or 8' UltraLeisure® Perforated without Back	B#ULPERF
6' or 8' UltraLeisure® Perforated with Back	B#WBULPERF

Portable, surface, and in-ground mounting options are available.

TRASH RECEPTACLES

	Product No.
32 Gallon Standard Receptacle	TR32
Black Plastic Liner	LINER 32
Black 32 Gallon Plastic Dome Top	DOM32
Black Mounting Stands	TR-ING, TR-SM

Customer Target
BUSINESS

QUICK SHIP

Standard Trash Receptacle with Flat Top | TR32 and FLATTOP

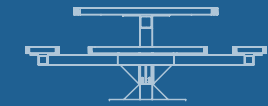
*excluding holidays

TABLES *designed with style*

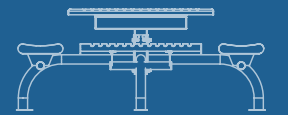
With our assortment of frame styles, table shapes, metal designs, accessories, and colors, a site furnishing as unique as your space is well within reach. From portable tables for your educational facility to café tables for your restaurant's outdoor patio, you'll surely find a table that fits your needs. Browse by frame style below.



12 *Portable*



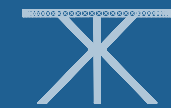
20 *Pedestal*



24 *Web*



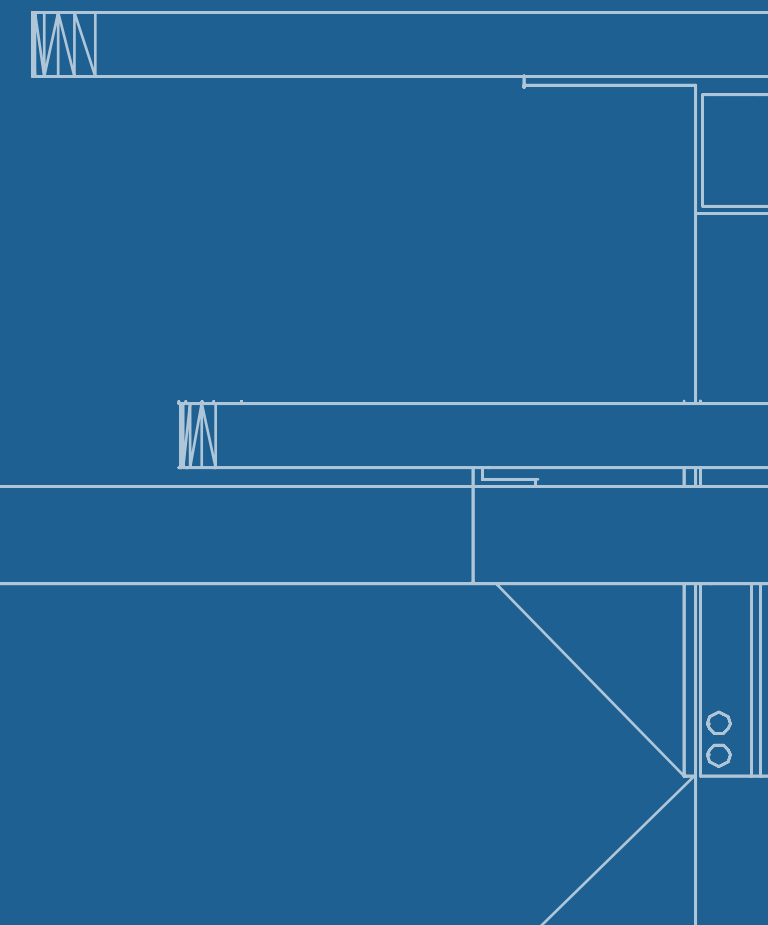
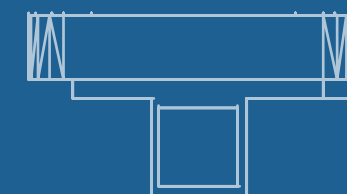



28 *4-4*



30 *Café & Patio*




34 *Accessories*




Rectangular Portable COLLECTION

FRAME STYLES IN THIS COLLECTION



Thick Frame
2 3/4" Legs

Rectangular Portable Table
11 STYLES | 4 LENGTHS



T6PERFHDCP

Accessible Rectangular Portable Table
11 STYLES | 2 LENGTHS



T6ROLLUP

Rectangular Portable Utility Table
8 STYLES | 4 LENGTHS

Rectangular Portable Table

	Product No.	Lengths
Regal*	T#RC	4', 6', 8', 10'
Perforated	T#PERF	6', 8'
Innovated	T#INNV	4', 6', 8', 10'
Infinity	T#INF	4', 6', 8', 10'
Infinity Innovated	T#INFINNV	4', 6', 8', 10'
Rolled	T#ROLL	4', 6', 8'
Innovated Rolled	T#INNVROLL	4', 6', 8'
UltraLeisure® ^{CS}	T#UL	4', 6', 8'
UltraLeisure® Perforated ^{CS}	T#ULPERF	6', 8'
L Series	T#L	6', 8'
Plasti-Plank	T#PP	4', 6', 8'

Rectangular Portable Table with Seat Backs: Add "WB" to end of product number. Only available for lengths/styles marked with asterisk (*).

Accessible Rectangular Portable Table

Accessible tables require mounting clamp or in-ground post kit for added stability.

	Product No.	Lengths
Regal*	T#RCHDCP	6', 8'
Perforated*	T#PERFHDCP	6', 8'
Innovated*	T#INNVHDCP	6', 8'
Infinity*	T#INFHDCP	6', 8'
Infinity Innovated*	T#INFINNVHDCP	6', 8'
Rolled	T#ROLLHDCP	6', 8'
Innovated Rolled*	T#INNVROLLHDCP	6', 8'
UltraLeisure®** ^{CS}	T#ULHDCP	8'
UltraLeisure® Perforated* ^{CS}	T#ULPERFHDCP	8'
L Series*	T#LHDCP	8'
Plasti-Plank*	T#PPHDCP	6', 8'

Accessible Portable Table with Centered Seats: Add "ALT" to end of product number. Only available for lengths/styles marked with asterisk (*).

Utility Rectangular Portable Table

	Product No.	Lengths
Regal	T#UP	4', 6', 8', 10'
Perforated	T#PERFUP	6', 8'
Innovated	T#INNVUP	4', 6', 8', 10'
Infinity	T#INFUP	4', 6', 8', 10'
Infinity Innovated	T#INFINNVUP	4', 6', 8', 10'
Rolled	T#ROLLUP	4', 6'
Innovated Rolled	T#INNVROLLUP	4', 6', 8'
Plasti-Plank	T#PPUP	4', 6', 8'


ORDERING: Please replace (#) in product number with length desired (T4RC).

SURFACE MOUNTING: Optional pre-drilled surface mount holes available. Additional charge will apply.

UMBRELLAS: Umbrella hole may be added to above tables at no additional charge (some exceptions apply).

Customer Target
FAITH-BASED CENTER

RECTANGULAR
PORTABLE



6' UltraLeisure® Rectangular Portable Table | T6UL

Customer Target
PARK & RECREATION CENTER



Square Portable COLLECTION

FRAME STYLES IN THIS COLLECTION



Square Portable Table
6 STYLES | 3 SEAT QUANTITIES



Heavy Duty Square Portable Table
3 STYLES | 3 SEAT QUANTITIES



Accessible Square Portable Table
5 STYLES | 2 SEAT QUANTITIES

Square Portable Table

	Product No.	Seats
Regal*	T46RC	2, 3, 4*
Perforated	T46PERF	2, 3, 4
UltraLeisure® ^{CS}	T46UL	3, 4
UltraLeisure® Perforated ^{CS}	T46ULPERF	3, 4
L Series	T46L	3, 4
Classic	T46CLASS	2, 3, 4

Square Portable Table with Seat Backs: Add "WB" to end of product number. Only available for lengths/styles marked with asterisk (*).

Heavy Duty Square Portable Table

	Product No.	Seats
Regal	T46RCHVY	2, 3, 4
Perforated	T46PERFHVY	2, 3, 4
Classic	T46CLASSHVY	2, 3, 4

Accessible Square Portable Table

	Product No.	Seats
Regal	T46RC-#ADA	2, 3
UltraLeisure® ^{CS}	T46UL-3ADA	3
UltraLeisure® Perforated ^{CS}	T46ULPERF-3ADA	3
L Series	T46L-3ADA	3
Classic	T46CLASS-#ADA	2, 3

Heavy Duty Accessible Square Portable Table

	Product No.	Seats
Regal	T46RCHVY-#ADA	2, 3
Classic	T46CLASSHVY-#ADA	2, 3

ORDERING: When ordering a 2 or 3 seat standard table, please add (-#) to end of product number, replacing (#) with seat quantity desired (T46UL-2). When ordering an accessible table, please replace (#) in product number with seat quantity desired (T46UL-3ADA).

SURFACE MOUNTING: Optional pre-drilled surface mount holes available. Additional charge will apply.

UMBRELLAS: Square tables come standard with an umbrella hole.

COLOR AND METAL OPTIONS: Please refer to page 82.

Octagon Portable COLLECTION

FRAME STYLES IN THIS COLLECTION



Octagon Portable Table
6 STYLES | 3 SEAT QUANTITIES



Heavy Duty Octagon Portable Table
4 STYLES | 3 SEAT QUANTITIES



Accessible Octagon Portable Table
5 STYLES | 2 SEAT QUANTITIES

Octagon Portable Table

	Product No.	Seats
Regal*	T46OCT	4
Perforated	T46OCTPERF	4
Innovated	T46INNV	2, 3, 4
Infinity	T46INF	2, 3, 4
Infinity Innovated	T46INFNNV	2, 3, 4
Rolled	T46OCTROLL	2, 3, 4

Rectangular Portable Table with Seat Backs: Add "WB" to end of product number. Only available for styles marked with asterisk (*).

Heavy Duty Octagon Portable Table

	Product No.	Seats
Innovated	T46INNVHVY	2, 3, 4
Infinity	T46INFHVY	2, 3, 4
Infinity Innovated	T46INFNNVHVY	2, 3, 4
Rolled	T46OCTROLLHVY	2, 3, 4

Accessible Octagon Portable Table

	Product No.	Seats
Regal	T46OCT-#ADA	2, 3
Innovated	T46INNV-#ADA	2, 3
Infinity	T46INF-#ADA	2, 3
Infinity Innovated	T46INFNNV-#ADA	2, 3
Rolled	T46OCTROLL-#ADA	2, 3

Heavy Duty Accessible Octagon Portable Table

	Product No.	Seats
Innovated	T46INNVHVY-#ADA	2, 3
Infinity	T46INFHVY-#ADA	2, 3
Infinity Innovated	T46INFNNVHVY-#ADA	2, 3
Rolled	T46OCTROLL-HVY#ADA	2, 3

ORDERING: When ordering a 2 or 3 seat standard table, please add (-#) to end of product number, replacing (#) with seat quantity desired (T46INF-2). When ordering an accessible table, please replace (#) in product number with seat quantity desired (T46UL-3ADA).


SURFACE MOUNTING: Optional pre-drilled surface mount holes available. Additional charge will apply.

UMBRELLAS: Octagon tables come standard with an umbrella hole.

COLOR AND METAL OPTIONS: Please refer to page 82.

Customer Target
UNIVERSITY CAMPUS

OCTAGON
PORTABLE



Optional pre-drilled
surface mount hole

Customer Target
TENNIS CENTER



Round Portable COLLECTION

FRAME STYLES IN THIS COLLECTION



Round Portable Table
4 STYLES | 3 SEAT QUANTITIES



Round Portable Table with Solid Top
1 STYLE | 3 SEAT QUANTITIES

Round Portable Table

	Product No.	Seats
Regal	T46RACS	2, 3, 4
L Series	T46LRACS	3, 4
Innovated	T46RACSINNV	3, 4
UltraLeisure® ^{OS}	T46ULRACS	2, 3, 4

Round Portable Table with Solid Top

	Product No.	Seats
Regal	TS46RACS	2, 3, 4

ORDERING: When ordering a 2 or 3 seat standard table, please add (-#) to end of product number, replacing (#) with seat quantity desired (T46UL-2).

SURFACE MOUNTING: Optional pre-drilled surface mount holes available. Additional charge will apply.

UMBRELLAS: Round tables come standard with an umbrella hole.

COLOR AND METAL OPTIONS: Please refer to page 82.

COMPLETE your SPACE



PAGE 34



PAGE 59

Rectangular and Square Pedestal

COLLECTION

FRAME STYLES IN THIS COLLECTION



Rectangular Pedestal Table
9 STYLES | 2 LENGTHS



Accessible Rectangular Pedestal Table
7 STYLES | 2 LENGTHS



Square Pedestal Table
4 STYLES | 3 SEAT QUANTITIES



Accessible Square Pedestal Table
2 STYLES | 2 SEAT QUANTITIES

Rectangular Pedestal Table

	Product No.	Lengths
Regal	T#RCPED	6', 8'
Perforated	T#PERFPED	6', 8'
Innovated	T#INNVPED	6', 8'
Infinity	T#INFPED	6', 8'
Infinity Innovated	T#INFINNVPED	6', 8'
Rolled	T#ROLLPED	6'
Innovated Rolled	T#INNVROLLPED	6', 8'
UltraLeisure*	T#ULPED	6'
UltraLeisure* Perforated	T#ULPERFPED	6'

Accessible Rectangular Pedestal Table

	Product No.	Lengths
Regal	T#RCPEDHDCP	6', 8'
Perforated	T#PERFPEDHDCP	6', 8'
Innovated	T#INNVPEHDHDCP	6', 8'
Infinity	T#INFPEHDHDCP	6', 8'
Infinity Innovated	T#INFINNVPEHDHDCP	6', 8'
Rolled	T#ROLLPEHDHDCP	6'
Innovated Rolled	T#INNVROLLPEHDHDCP	6', 8'

ORDERING: When ordering, please replace (#) in product number with length desired. When ordering an 8' table, please add (DBL) after metal style (T8RCDBLPED).

MOUNTING: Please add the appropriate suffix to the end of each product number using this key:

S = IN-GROUND MOUNT SM = SURFACE MOUNT

Square Pedestal Table

	Product No.	Table Size	Seats
Regal	T##PED	36", 40"	2, 3, 4
Regal	T46RCPED	46" Only	2, 3, 4
Perforated	T46PERFPED	46" Only	2, 3, 4
Classic	T46CLASSPED	46" Only	2, 3, 4

Accessible Square Pedestal Table

	Product No.	Seats
Regal	T46RCPED-#ADA	2, 3
Classic	T46CLASSPED-#ADA	2, 3

ORDERING: When ordering a 2 or 3 seat option, add -2 or -3 to end of product number. Replace double (##) with table size desired (T46RCPED-2). When ordering an accessible table, replace (#) in product number with seat quantity desired.

MOUNTING: Portable only available for 46" tables with 3 or 4 seats. For a standard table, add the appropriate suffix to the end of each product number using the key below. For accessible tables, add the appropriate letter after seat quantity desired using this key:
POR = PORTABLE S = IN-GROUND MOUNT SM = SURFACE MOUNT

Customer Target
UNIVERSITY STADIUM

PEDESTAL



Portable Regal Square Pedestal Table | T46RCPEDPOR

Customer Target
OFFICE PLAZA



Octagon and Round Pedestal COLLECTION

FRAME STYLES IN THIS COLLECTION



T46INFINNVPEDSM

Octagon Pedestal Table
4 STYLES | 3 SEAT QUANTITIES



T46INFINNVPED-3SADA

Accessible Octagon Pedestal Table
4 STYLES | 2 SEAT QUANTITIES



T46RACSPEDSM

Round Pedestal Table
1 STYLE | 3 SEAT QUANTITIES



TS46RACSPED-2SM

Round Pedestal Table with Solid Top
1 STYLE | 3 SEAT QUANTITIES

Octagon Pedestal Table

	Product No.	Seats
Innovated	T46INNVPEP-#	2, 3, 4
Infinity	T46INFPEP-#	2, 3, 4
Infinity Innovated	T46INFINNVPED-#	2, 3, 4
Rolled	T46OCTROLLPED-#	2, 3, 4

Accessible Octagon Pedestal Table

	Product No.	Seats
Innovated	T46INNVPEP-#ADA	2, 3
Infinity	T46INFPEP-#ADA	2, 3
Infinity Innovated	T46INFINNVPED-#ADA	2, 3
Rolled	T46OCTROLLPED-#ADA	2, 3

Round Pedestal Table

	Product No.	Seats
Regal	T46RACSPED	2, 3, 4

Round Pedestal Table with Solid Top

	Product No.	Seats
Regal	TS46RACSPED	2, 3, 4

ORDERING: When ordering a 2 or 3 seat standard table, please add (-#) to end of product number, replacing (#) with seat quantity desired (T46RACSPED-2).

MOUNTING: Add the appropriate suffix to the end of each product number using this key:
POR = PORTABLE S = IN-GROUND MOUNT SM = SURFACE MOUNT

COLOR AND METAL OPTIONS: Please refer to page 82.

Rectangular and Square Web

COLLECTION

FRAME STYLES IN THIS COLLECTION



Rectangular Web Table
4 STYLES | 1 LENGTH



Square Web Table
3 STYLES | 2 SEAT QUANTITIES



Accessible Square Web Table
2 STYLES | 1 SEAT QUANTITY

Rectangular Web Table

The Rectangular Web Table frame is recessed for wheelchair accessibility, making all tables ADA accessible.

	Product No.	Lengths
Regal	T8WEB	8' Only
Innovated	T8WEBINNV	8' Only
Infinity	T8WEBINF	8' Only
Infinity Innovated	T8WEBINFNNV	8' Only

MOUNTING: Please add the appropriate suffix to the end of each product number using this key:
P = PORTABLE S = IN-GROUND MOUNT SM = SURFACE MOUNT

SURFACING MOUNTING?: Surface mount covers are available. See page 34 for options.

Square Web Table

	Product No.	Seats
Regal	T46WEB-#	3, 4
Perforated	T46WEBPERF-#	3, 4
Classic	T46WEBCLASS-#	3, 4

Accessible Square Web Table

	Product No.	Seats
Regal	T46WEB-3ADA	3
Classic	T46WEBCLASS-3ADA	3

ORDERING: When ordering, replace (#) in product number with seat quantity desired.


MOUNTING: For a standard table, add the appropriate suffix to the end of each product number using the key below. For accessible tables, add the appropriate letter after seat quantity desired using this key:

S = IN-GROUND MOUNT PSM = PORTABLE/SURFACE MOUNT

SURFACING MOUNTING?: Surface mount covers are available. See page 34 for options.

Customer Target
PARKS & RECREATION CENTER

WEB



Classic Square Web Table | T46WEBCLASSPSM

Customer Target
OFFICE BREAK AREA



Octagon and Round Web COLLECTION

FRAME STYLES IN THIS COLLECTION



Octagon Web Table
6 STYLES | 2 SEAT QUANTITIES



Accessible Octagon Web Table
6 STYLES | 1 SEAT QUANTITY



Round Web Table
1 STYLE | 2 SEAT QUANTITIES



Round Web Table with Solid Top
1 STYLE | 2 SEAT QUANTITIES

Octagon Web Table

	Product No.	Seats
Regal	T46WEBOCT	3, 4
Perforated	T46WEBOCTPERF	3, 4
Innovated	T46WEBINNV	3, 4
Infinity	T46WEBINF	3, 4
Infinity Innovated	T46WEBINFINNV	3, 4
Rolled	T46WEBOCTROLL	3, 4

Accessible Octagon Web Table

	Product No.	Seats
Regal	T46WEBOCT-3ADA	3
Perforated	T46WEBOCTPERF-3ADA	3
Innovated	T46WEBINNV-3ADA	3
Infinity	T46WEBINF-3ADA	3
Infinity Innovated	T46WEBINFINNV-3ADA	3
Rolled	T46WEBOCTROLL-3ADA	3

Round Web Table

	Product No.	Seats
Regal	T46WEBRACS	3, 4

Round Web Table with Solid Top

	Product No.	Seats
Regal	TS46WEBRACS	3, 4

ORDERING: When ordering a 3 seat table, please add (-3) to end of product number (T46WEBRACS-3).

MOUNTING: For a standard table, add the appropriate suffix to the end of each product number using the key below. For an accessible table, add the appropriate letter after seat quantity desired. Portable only available for 4 seat option.

P = PORTABLE S = IN-GROUND MOUNT SM = SURFACE MOUNT

SURFACING MOUNTING?: Surface mount covers are available. See page 34 for options.


COLOR AND METAL OPTIONS: Please refer to page 82.

4-4 Table COLLECTION

FRAME STYLES IN THIS COLLECTION



4-4 Table
7 STYLES | 3 LENGTHS



Accessible 4-4 Table
7 STYLES | 2 SEAT QUANTITIES

4-4 Table

	Product No.	Lengths
Regal	T#RC4-4	6', 8', 10'
Perforated	T#PERF4-4	6', 8'
Innovated	T#INNV4-4	6', 8', 10'
Infinity	T#INF4-4	6', 8', 10'
Infinity Innovated	T#INFINNV4-4	6', 8', 10'
Rolled	T#ROLL4-4	6'
Innovated Rolled	T#INNVROLL4-4	6', 8'

Accessible 4-4 Table

	Product No.	Lengths
Regal	T#RCHDCP4-4	6', 8'
Perforated	T#PERFHDCP4-4	6', 8'
Innovated	T#INNVHDCP4-4	6', 8'
Infinity	T#INFHDCP4-4	6', 8'
Infinity Innovated	T#INFINNVHDCP4-4	6', 8'
Rolled	T#ROLLHDCP4-4	6'
Innovated Rolled	T#INNVROLLHDCP4-4	6', 8'

ORDERING: When ordering, replace (#) in product number with length desired.

MOUNTING: add the appropriate suffix to the end of each product number using this key:
S = IN-GROUND MOUNT SM = SURFACE MOUNT

COMPLETE your SPACE



PAGE 40



PAGE 59

Customer Target
CITY PARK



Regal 4-4 Table | T6RC4-4SM

Customer Target
COUNTRY CLUB



Café and Patio COLLECTION

FRAME STYLES IN THIS COLLECTION



Coffee and Side Tables
3 STYLES | 3 SIZES



Utility Café Tables
4 STYLES | 5 SIZES



Café Tables with Attached Seating



Café and Patio Chairs
7 STYLES

Coffee Tables

	Product No.	Size
Regal Coffee Table	T46RC-CT	46" Only
Classic Coffee Table	T46CLASS-CT	46" Only
NEW! Side Table	T##ROUND	20", 24"

Utility Café Tables

	Product No.	Size
Standard Round	T##ROUND	30", 36", 42", 48"
Round Bar Height Pedestal*	T##CAFE	30", 36"
Round Innovated	T42ROUNDINNV	42" Only
Square Patio	T40PATIO	40" Only

Café Tables with Attached Seating

	Product No.	Size
NEW! Round Bar Height Pedestal	T42PEDBAR	42" Only

Café and Patio Chairs

	Product No.
Standard Chair with Arms	CSTACK
NEW! Standard Chair without Arms	CSTACK-NO ARM
Modern Chair	CSTACKMODERN
Innovated Chair	CSTACKINNV
Bar Height Chair	BARSTOOL
Metro Chair	CMETRO
NEW! Lounge Chair	CLOUNGE-UL

ORDERING: When ordering a Café Table, please replace (#) in product number with size desired (T36CAFE).

MOUNTING: Surface and in-ground mounting options only available for those products marked with an asterisk (*). For these specific products, please add the appropriate suffix to the end of each product number using this key: **S = IN-GROUND MOUNT** **SM = SURFACE MOUNT**

UMBRELLAS: Some tables come standard with an umbrella hole. Ask your representative for more information.

COLOR AND METAL OPTIONS: Please refer to page 82.

COMPLETE your SPACE



PAGE 34



PAGE 59

Specialty Table

COLLECTION

TABLE STYLES IN THIS COLLECTION



Children's Tables



Tables with Shade
2 SIZES



Custom Logo or Design Tables

Children's Tables

Children's tables are perfect for child care facilities or elementary schools as they are ergonomically designed for young children. Any of our standard rectangular, square, octagon, or round portable tables are available in this size. Add "-ELEM" to the end of any of the above tables. Some sample product numbers are below.

	Product No.
Regal Rectangular Table	T6RC-ELEM
Perforated Square Table	T46PERF-ELEM
Innovated Octagon Table	T46INNV-ELEM
UltraLeisure® Round Table	T46ULRACS-ELEM

Table Shade

Table shades are available for all 6' and 8' tables in your choice of surface or in-ground mount. Tables are not included.

	Product No.
Shade for 6' Table	STS765XX
Shade for 8' Table	STS7685XX

ORDERING: When ordering, please replace (XX) with mounting option desired using the key below.
IG = IN-GROUND MOUNT SM = SURFACE MOUNT

Custom Logo or Design Tables

Custom logo or design tables are a great way to market your brand and leave a visual impression on your guests. Add images of a gorilla for a zoo or add a logo for a table placed outside a park's concession area. We offer **COMPLIMENTARY LETTERING** for simple lettering from our selection of fonts. For more intricate designs, a one-time logo set-up fee applies.

COLOR AND METAL OPTIONS: Please refer to page 82.

Customer Target
CHILD CARE FACILITY

SPECIALTY



6' Regal Rectangular Children's Table | T6RC-ELEM



A



B



C



D



E



F



G



H

Table Accessories COLLECTION

A. Portable Table Mounting Options

Sold as a set of two and features an aluminum finish. Powder coat available at an upcharge.

Product No.: INGRDPOST (in-ground mount) and CLAMP-SET (surface mount)

Add -PC to end of product number for powder coat option

B. Surface Mount Covers

Hide mounting plates with these powder coated covers. Sold as a set of two and manufactured in two pieces for ease of installation.

Product No.: SMALL_SURF_CVR_SET (2 3/8") and LARGE_SURF_CVR_SET (2 7/8")

C. Market Umbrella

Available in a 7.5' or 9' diameter and features a heavy gauge pulley system and fiberglass frame. Multiple options available for frame color and marine-grade acrylic fabric.

Product No.: 7.5UMB-MRKT-FG and 9.0UMB-MRKT-FG

D. Patio Style Umbrella

Available in a 7.5' diameter with your choice of steel (ST) or fiberglass (FG) frame. Both frame styles feature a crank lift with tilt frame. Colors and fabric choices dependent upon frame style.

Product No.: 7.5UMB-PATIO-ST and 7.5UMB-PATIO-FG

E. UBrace® Anchor

Our aluminum UBrace® Anchor attaches under your table and secures your umbrella.

Product No.: UBRACE

F. Umbrella Stand

Our 16" diameter umbrella stand is filled with concrete. Available in white (WH) or black (BK).

Product No.: UMB-BASE-WH or UMB-BASE-BK

G. Anti-Vandalism Bar

Specifically designed to prevent any damage to the extended table top of our accessible tables.

Product No.: AVBAR

H. Anti-Sleep Top and Anti-Sleep Seat Bars

Inhibit sleeping on table seats and table tops by placing these bars in the middle of your table top and seat.

Product No.: SLEEPSEAT and SLEEPTOP

Customer Target
ELEMENTARY SCHOOL



Market Umbrella | 7.5UMB-MRKT-FG

BENCHES *designed for comfort*

We know that our benches provide a **comfortable** place for patrons to rest within your facility and have designed various styles of benches with this in mind. With **nine different frame styles** and the option to customize your bench, we are confident you'll find the bench you're looking for.



38 *Standard*



40 *4-4*



41 *Geometric*



42 *Classic*



43 *Downtown*



44 *Casino*



46 *Metro*




47 *Wingline*




48 *Modern*



51 *Specialty*



55 *Accessories*



Standard Bench COLLECTION

FRAME STYLES IN THIS COLLECTION



Standard Bench with Back
12 STYLES | 5 LENGTHS



Standard Bench without Back
13 STYLES | 5 LENGTHS



Standard Bench without Back with Deluxe Seats
2 STYLES | 5 LENGTHS

Standard Bench with Back

	Product No.	Lengths
Regal	B#WBRC	4', 6', 8', 10', 15'
Perforated	B#WBPERF	6', 8'
Innovated	B#WBINNV	4', 6', 8', 10', 15'
Infinity	B#WBINF	4', 6', 8', 10', 15'
Infinity Innovated	B#WBINFNNV	4', 6', 8', 10', 15'
Rolled	B#WBROLL	6', 8'
Innovated Rolled	B#WBINNVROLL	4', 6', 8'
Classic Rolled	B#WBCLASSROLL	4', 6', 8'
UltraLeisure® ^{OS}	B#WBUL	6', 8'
UltraLeisure® Perforated ^{OS}	B#WBULPERF	6', 8'
L Series	B#WBL	6', 8'
Plasti-Plank	B#WBPP	4', 6', 8'

Standard Bench without Back

	Product No.	Lengths
Regal*	B#RC	4', 6', 8', 10', 15'
Perforated	B#PERF	6', 8'
Innovated*	B#INNV	4', 6', 8', 10', 15'
Infinity	B#INF	4', 6', 8', 10', 15'
Infinity Innovated	B#INFNNV	4', 6', 8', 10', 15'
Rolled	B#ROLL	6', 8'
Innovated Rolled	B#INNVROLL	4', 6', 8'
Classic Rolled	B#CLASSROLL	4', 6', 8'
UltraLeisure® ^{OS}	B#UL	6', 8'
UltraLeisure® Perforated ^{OS}	B#ULPERF	6', 8'
L Series	B#L	6', 8'
Slatted	B#SLAT	6', 8'
Plasti-Plank	B#PP	4', 6', 8'

Standard Bench without Back with Deluxe (15") Seats: Add "PLAYER" after desired length in product number (B6PLAYERRC). Only available for styles marked with asterisk (*).

ORDERING: Please replace (#) in product number with length desired (B4RC). For mounting options, please add the appropriate suffix to the end of each product number using this key:
P = PORTABLE S = IN-GROUND MOUNT SM = SURFACE MOUNT

Please note that 10' and 15' benches consist of 2 smaller sections that have been bolted together.

Customer Target
APARTMENT COMPLEX



STANDARD



4-4

6' Perforated 4-4 Bench | B6WBPERF4-4S



GEOMETRIC

60" Square Geometric Bench | GBS60

4-4 Bench COLLECTION

FRAME STYLES IN THIS COLLECTION



Standard 4-4 Bench

The Standard 4-4 Bench is available in 5 design styles and available in a 6' and 8' option. When ordering, please replace (#) in product number with length desired (B6WBRC4-4). Available in surface or in-ground mount.*

	Product No.	Lengths
Regal	B#WBRC4-4	6', 8'
Perforated	B#WBPERF4-4	6', 8'
Innovated	B#WBINN4-4	6', 8'
Infinity	B#WBINF4-4	6', 8'
Infinity Innovated	B#WBINFINN4-4	6', 8'



Double 4-4 Bench

The Double 4-4 Bench is available in 5 design styles and available in a 6' and 8' option. When ordering, please replace (#) in product number with length desired (B6WBRC4-4). Available in surface or in-ground mount.*

	Product No.	Lengths
Regal	B#WBRC4-4	6', 8'
Perforated	B#WBPERFD4-4	6', 8'
Innovated	B#WBINNVD4-4	6', 8'
Infinity	B#WBINF4-4	6', 8'
Infinity Innovated	B#WBINFINNVD4-4	6', 8'

*For mounting options, please add the appropriate suffix to the end of each product number using this key: **S = IN-GROUND MOUNT** **SM = SURFACE MOUNT**

Geometric Bench COLLECTION

FRAME STYLES IN THIS COLLECTION



Square Geometric Bench

The Square Geometric Bench is available in a 60", 72", 84", and 96" option. When ordering, please replace (#) in product number with dimensions desired (GBS60). Available in surface or in-ground mount.*

	Product No.	Lengths
Square Geometric	GBS##	60", 72", 84", 96"

*For mounting options, please add the appropriate suffix to the end of each product number using this key: **S = IN-GROUND MOUNT** **SM = SURFACE MOUNT**

COMPLETE your SPACE



PAGE 15



PAGE 59



PAGE 77



PAGE 34



Standard Classic Bench
B6WBCLASSIC



Classic Downtown Bench without Back | BDTCLASSSS3P

Classic Bench COLLECTION

STYLES IN THIS COLLECTION



B6WBCLASSIC

Standard Classic Bench

The Standard Classic Bench is available in a 4', 5', and 6' option. An "Add-On" style is also available. When ordering, please replace (#) in product number with length desired (B4WBCLASSIC). Comes standard as portable with pre-drilled holes for optional surface mounting.

	Product No.	Lengths
Standard	B#WBCLASSIC	4', 5', 6'
Standard Add-On	B#WBCLASSIC-ADDON	4', 5', 6'



B6WBVILLAEX

Villa Classic Bench

The Villa Classic Bench is available in a 4' and 6' option. An "Add-On" style is also available. When ordering, please replace (#) in product number with length desired (B4WBVILLAEX). Comes standard as portable with pre-drilled holes for optional surface mounting.

	Product No.	Lengths
Villa Classic	B#WBVILLAEX	4', 6'
Villa Classic Add-On	B#WBVILLAEX-ADDON	4', 6'

Downtown Bench COLLECTION

STYLES IN THIS COLLECTION



BWBDTS3SM

Downtown Bench with Back

The Downtown Bench with Back is available in 2 design styles and available in a 2 or 3 seat option. When ordering, please replace (#) in product number with seat quantity desired (BWBDTS2). Available in portable, surface, or in-ground mount.

	Product No.	Seats
Standard	BWBDTS#	2, 3
Classic	BWBDTCLASSS#	2, 3



BDTCLASSSS3P

Downtown Bench without Back

The Downtown Bench without Back is available in 2 design styles and available in a 2 or 3 seat option. When ordering, please replace (#) in product number with seat quantity desired (BDTS2). Available in portable, surface, or in-ground mount.*

	Product No.	Seats
Standard	BDTS#	2, 3
Classic	BDTCLASSS#	2, 3

*For mounting options, please add the appropriate suffix to the end of each product number using this key: P = PORTABLE S = IN-GROUND MOUNT SM = SURFACE MOUNT

Customer Target
UNIVERSITY COURTYARD



Casino Bench

COLLECTION


FRAME STYLES IN THIS COLLECTION



Classic Casino Bench
2 LENGTHS



Modern Casino Bench
2 LENGTHS



Villa Casino Bench
2 LENGTHS



Horizontal Strap Casino Bench
1 LENGTH

Classic Casino Bench

	Product No.	Lengths
Classic	B#WBCLASSCASINO	4', 6'
Modern	B#WBMODCASINO	4', 6'
Villa	B#WBVILLACASINO	4', 6'
Horizontal Strap	B#WBHORZCASINO	6'

ORDERING: When ordering, please replace (#) in product number with length desired (B6WBCLASSCASINO).

SURFACE MOUNTING: Bench frame comes standard with pre-drilled 1/2" diameter surface mount holes.

COLOR AND METAL OPTIONS: Please refer to page 82.

COMPLETE your SPACE



PAGE 24

PAGE 59



METRO

Metro Bench | B4WBMETRO



WINGLINE

Standard Wingline Bench | B6WBWINGLINESM

Metro Bench COLLECTION

FRAME STYLE IN THIS COLLECTION



B6WBMETRO



CMETRO

Metro Bench

The Metro Bench, a **solid one-piece design that requires no assembly or hardware**, is available in a 4' and 6' option. When ordering, please replace (#) in product number with length desired (B4WBMETRO). Comes standard as portable with pre-drilled holes for optional surface mounting.

	Product No.	Lengths
Metro	B#WBMETRO	4', 6'

Metro Chair

The Metro Chair, a **solid one-piece design that requires no assembly or hardware**, is a great pairing to our Metro Bench. Create an outdoor lounging area by pairing a Metro Bench with two Metro Chairs and a Classic Coffee table.

	Product No.
Metro Chair	CMETRO

Wingline Bench COLLECTION

STYLES IN THIS COLLECTION



B6WBWINGLINES

Standard Wingline Bench

The Standard Wingline Bench is available in a 4' and 6' option. When ordering, please replace (#) in product number with length desired (B4WBWINGLINE). Available in portable, surface, and in-ground mount.*

	Product No.	Lengths
Standard	B#WBWINGLINE	4', 6'



B6WBCLASSICWINGLINESM

Classic Wingline Bench

The Classic Wingline Bench is available in a 4' and 6' option. When ordering, please replace (#) in product number with length desired (B4WBCLASSICWINGLINE). Available in portable, surface, and in-ground mount.*

	Product No.	Lengths
Classic	B#WBCLASSICWINGLINE	4', 6'

*For mounting options, please add the appropriate suffix to the end of each product number using this key: **P = PORTABLE** **S = IN-GROUND MOUNT** **SM = SURFACE MOUNT**

Modern Bench

COLLECTION

STYLES IN THIS COLLECTION



B6WBMODERNS

Standard Modern Bench with Back
2 OPTIONS | 2 LENGTHS



B6MODERNPSM

Standard Modern Bench without Back
2 OPTIONS | 2 LENGTHS



B6WBMODCLASSPSM

Classic Modern Bench with Back
2 OPTIONS | 2 LENGTHS



B6MODCLASSPSM

Classic Modern Bench without Back
2 OPTIONS | 2 LENGTHS

Standard Modern Bench with Back

	Product No.	Lengths
Standard	B#WBMODERN	4', 6'
Standard Add-On	B#WBMODERN-ADDON	4', 6'

Standard Modern Bench without Back

	Product No.	Lengths
Standard	B#MODERN	4', 6'
Standard Add-On	B#MODERN-ADDON	4', 6'

Classic Modern Bench with Back

	Product No.	Lengths
Classic Modern	B#WBMODCLASS	4', 6'
Classic Modern Add-On	B#WBMODCLASS-ADDON	4', 6'

Classic Modern Bench without Back


	Product No.	Lengths
Classic Modern	B#MODCLASS	4', 6'
Classic Modern Add-On	B#MODCLASS-ADDON	4', 6'

ADD-ON BENCHES: Our "Add-On" benches are a seamless extension of our Modern benches.

ORDERING: For mounting options for normal benches, please add the appropriate suffix to the end of each product number using the key below. For mounting options for "Add-On" benches, add mounting abbreviation before dash (-) in product number.

PSM = PORTABLE OR SURFACE MOUNT S = IN-GROUND MOUNT

COMPLETE your SPACE



PAGE 20



PAGE 59

Customer Target
CITY PARK

MODERN



6' Classic Modern Bench with Back and Custom Wording | B6WBMODCLASS

Customer Target
ELEMENTARY SCHOOL



Children's Bench COLLECTION

INSPIRING IDEAS FOR YOUR SPACE



B6WBCLASSICWINGLINEP-BUDDYBLOOM-BACKPLATE
(shown with optional colored back plate)

Buddy Bench
5 STYLES



B6WBRCP-ELEM

Children's Bench



Buddy Bench



The Buddy Bench encourages inclusion on the playground. When a child sits down on a Buddy Bench, it is a sign that they are in need of a friend on the playground. Our Buddy Bench is available in five standard designs and utilizes three base bench styles.


	Base Bench	Product Suffix
Standard	Standard Perforated	-STDBLOCK
All Smiles	Standard Perforated	-ALLSMILES
Helping Hands	Standard Perforated	-HELPINGHANDS
Kind Kids	Classic	-KINDKIDS
Buddy Bloom	Classic Wingline	-BUDDYBLOOM



STANDARD DESIGN CHOICES
Which design will you choose? Choose from one of the below standard design choices. Logo set-up fees do not apply to our standard design choices.

BUDDY BENCH
Standard

 **BUDDY BENCH** 
All Smiles

 **BUDDY BENCH** 
Helping Hands

 **BUDDY BENCH**
Kind Kids Standard

 **Friendships Bloom
On Our Buddy Bench** 
Buddy Bloom

Children's Bench

Children's tables are perfect for child care facilities or elementary schools as they are ergonomically designed for young children. Any of our Standard Benches are available in this size by adding "-ELEM" to the end of the product number. Some sample product numbers are below.

	Product No.
Regal Bench with Back	B#WBRC-ELEM
Perforated Bench without Back	B#PERF-ELEM

Specialty Bench COLLECTION

INSPIRING IDEAS FOR YOUR SPACE



B6WBADVMODCLASS

Ad Bench



B8WBBSST-4-SM

Bus Stop Bench
2 STYLES | 2 LENGTHS



Custom Logo or Design Benches
ADD YOUR OWN LOGO OR DESIGN

Ad Bench

Our Ad Bench is a great addition to any sidewalk or city street. The bench provides space for an insertable graphic, which is provided by the customer, to showcase your brand or a great opportunity to rent the ad space out to other businesses.

	Product No.
Ad Bench	B6WBADVMODCLASS

NEW! Bus Stop Bench

Our Bus Stop Bench is *the* bench for your bus stop area. This bench is available with or without backs and armrests.

	Product No.	Lengths	Armrests
With Back	B#WBBBST-	6', 8'	0, 2, 4
Without Back	B#BBST-	6', 8'	0, 2, 4

ORDERING: Please replace (#) in product number with length desired (B6BBST-2-S). If ordering armrests, please add appropriate number to the end of product number (2 or 4). For mounting options, please add (-) and the appropriate suffix to the end of each product number using this key:

P = PORTABLE S = IN-GROUND MOUNT SM = SURFACE MOUNT

Custom Logo or Design Benches

Custom logo or design benches are a great way to feature your brand and leave a visual impression on your guests. Add images of a gorilla for a zoo or add a logo for a bench placed outside a business. We offer **COMPLIMENTARY LETTERING** from our selection of standard font styles. For more intricate designs, a one-time logo set-up fee applies. As a design option, powder coated back plates are available for an additional charge and allow your design to pop.

Customer Target
CITY BUS STOP

SPECIALTY



Bus Stop Bench | B8WBBSST-4-P

Customer Target
ELEMENTARY SCHOOL



Specialty Bench COLLECTION

INSPIRING IDEAS FOR YOUR SPACE



Swing Bench
2 STYLES | 2 LENGTHS

Swing Bench

	Product No.	Lengths
Modern	B#WBMODSWING	4', 6'
Classic	B#WBCLASSSWING	4', 6'

ORDERING: Please replace (#) in product number with length desired (B4WBMODSWING).

Bench Shade Attachment

Our bench shade attachment is available for in-ground and surface mount 6' Standard Benches with Backs. Benches are sold separately.

	Product No.
Shade for 6' Bench	STS765BA



Bench Shade Attachment

Bench Accessories

MOUNTING AND ANTI-VANDALISM ACCESSORIES



Anti-Sleep Seat Bar
Inhibit sleeping on benches by placing these bars in the middle of your seat.
Product No.: SLEEPSEAT




Surface Mount Covers
Hide mounting plates with these powder coated covers. Sold as a set of two and manufactured in two pieces for ease of installation.
Product No.: SMALL_SURF_CVR_SET (2 3/8") and LARGE_SURF_CVR_SET (2 7/8")

TRASH RECEPTACLES, ASH URNS, & OUTDOOR ACCESSORIES

where functionality meets style

Our trash receptacles and ash urns are designed **to complement** our tables and benches. As two of the most important items for outdoor spaces, you'll surely find that **functional pieces** can also be stylish pieces.







59 *Trash Receptacles*



60 *Ash Urns*



63 *Accessories*



Customer Target
UNIVERSITY COURTYARD



Trash Receptacle COLLECTION

STYLES IN THIS COLLECTION




Horizontal Strap Trash Receptacle
2 CAPACITIES



Standard Trash Receptacle
2 STYLES | 3 CAPACITIES



Avenue Expanded Trash Receptacle
2 CAPACITIES



Metro Trash Receptacle
2 CAPACITIES

Easy Access
Hinged Door



Perforated Trash Receptacle
2 CAPACITIES



Avenue Perforated Trash Receptacle
2 CAPACITIES



Crown Trash Receptacle
2 CAPACITIES



L Series Trash Receptacle
1 CAPACITY



Classic Trash Receptacle
2 STYLES | 2 CAPACITIES

More options! For more options and product numbers, please turn the page.

Trash Receptacles, Recycling, Ash Urns, and Planter COLLECTION

STYLES IN THIS COLLECTION



TR32AVENUEPERF-CUSTOM

Custom Logo or Design Trash Receptacles
ADD YOUR OWN LOGO OR DESIGN



TR32-RECYCLE

Recycling Receptacles



ASHURNPERF

Ash Urns
4 STYLES | 1 SIZE



PLANTER-30IN

Planter

Trash Receptacles

	Product No.	Capacity
Horizontal Strap	TR##HORZ	22, 32
Metro	TR##METRO	22, 32
Crown	TR##CROWN	22, 32
Standard	TR##	22, 32, 55
Standard Tapered	TR32TAPER	32 Only
Perforated	TR##PERF	22, 32
L Series	TR32L	32 Only
Avenue Expanded	TR##AVENUEEXP	22, 32
Avenue Perforated	TR##AVENUEPERF	22, 32
Standard Classic	TR##CLASSIC	22, 32
Classic Tapered	TR32CLASSICTAPER	32 Only

ORDERING: When ordering, please replace (##) in product number with capacity desired (TR32CROWN).

ACCESSORIES: Lids and liners are not included. Surface and in-ground mounting options are available.

Custom Logo or Design Trash Receptacles

Custom logo or design trash receptacles are a great way to show off your brand and leave a visual impression on your guests. We offer **COMPLIMENTARY LETTERING** for simple lettering from our selection of fonts. For more intricate designs, a one-time logo set-up fee applies. Custom trash receptacles are available for most styles. As a design option, colored back plates are available at an additional charge and allow your design to pop.

Recycling Receptacles

Recycling receptacles are a great way to encourage your guests to recycle. We offer **COMPLIMENTARY DESIGNS** for simple lettering and recycle logos from our selection of fonts and artwork. For more intricate designs, a one-time logo set-up fee applies. Recycling receptacles are available for most styles. As a design option, colored back plates are available at an additional charge and allow your design to pop.

Ash Urns

	Product No.	Size
Standard	ASHURN	11" x 24"
Perforated	ASHURNPERF	11" x 24"
Classic	ASHURNCLASSIC	11" x 24"
Crown	ASHURNCROWN	11" x 24"

NEW! Planter

	Product No.	Size
Standard	PLANTER-30IN	30"

Customer Target
CITY PARK



Metro Trash Receptacle | TR32METRO

TRASH
RECEPTACLES

Customer Target
APARTMENT COMPLEX DOG PARK



Receptacle Accessories COLLECTION

A. Plastic Dome Top ^{CS}

Fits 22 and 32 gallon trash receptacles
Available in black, brown, blue, and gray

Product No.: DOME32

B. Steel Dome Top ^{CS}

Fits 22 and 32 gallon trash receptacles
Galvanized steel door
Textured polyethylene coating

Product No.: DOME32S

C. Flat Top ^{CS}

Fits 22, 32, and 55 gallon trash receptacles
Choose between standard 8" opening or larger
16" opening for standard trash receptacles or
the 5" opening for recycling receptacles
Textured polyethylene coating

Product No.: FLATTOP32, FLATTOP32-16,
FLATTOP55, and FLATTOP-32-5

D. Flat Top with Rain Bonnet

Fits 22 and 32 gallon trash receptacles

Product No.: FLATTOPRB32

E. Flat Top with Ash Bonnet

Fits 22 and 32 gallon trash receptacles

Product No.: FLATTOPAB32

F. Plastic Big Top

Fits 55 gallon trash receptacles
Available in gray

Product No.: BIGTOP

G. Rigid Plastic Liner ^{CS}

Fits 22, 32, and 55 gallon trash receptacles
22 and 55 gallon liners available in gray
32 gallon liner available in gray and black

Product No.: LINER22, LINER32, and LINER55

H. Mounting Options ^{CS}

In-ground (ING) and surface mount (SM) options
Powder coat finish

Product No.: TR-ING (in-ground), TR-SM
(surface), TR-ING-CT or TR-SM-CT (Crown
and Taper models), TR-ING-55 or TR-SM-55
(TR55 model)

^{CS} All Quick Ship products available in black only.

ALL-ALUMINIUM COLLECTION & DOG PARK

completing your space


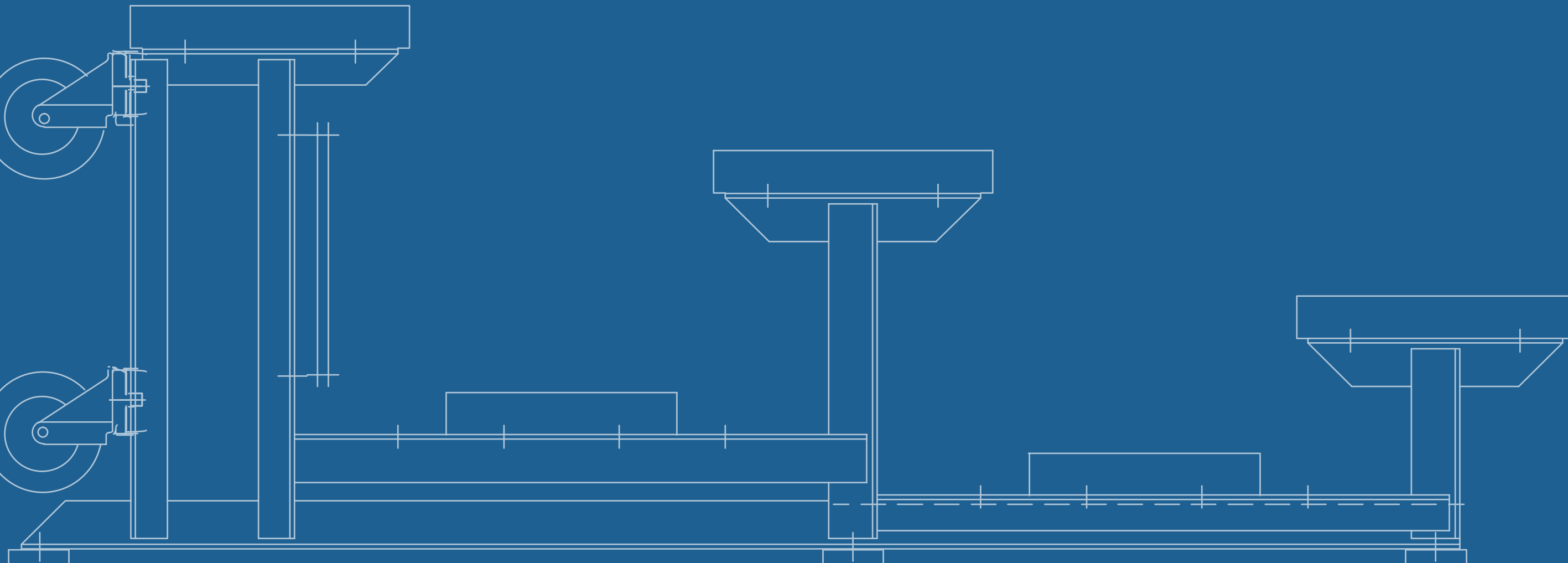
Our all-aluminum product line, along with our recycled dog park amenities, are **the perfect addition** to your growing space! As some of the most needed and popular products in the parks and recreation industry, you'll find **what you're looking for**.



66 All-Aluminum Collection



71 Dog Park



All-Aluminum Benches

COLLECTION

STYLES IN THIS COLLECTION



Single Plank
B6ALS

Permanent Team Bench
2 STYLES | 5 LENGTHS



Double Plank
B6ALDBLPSM

Moveable Team Bench
2 STYLES | 5 LENGTHS



Portable
B6WBALP

Comfort Team Bench
3 MOUNTING OPTIONS | 5 LENGTHS



B7.5WBALSHELF

Player's Bench with Shelf
4 LENGTHS

Permanent Team Bench

Our Permanent Team Bench features one or two 2" x 10" clear anodized seat planks on a single leg 2" square tube aluminum frame. Designed to be permanently mounted into concrete. Available in a single or double seat plank design.

	Product No.	Lengths
Single Plank	BXXALS	6', 7.5', 15', 21', 27'
Double Plank	BXXALDBLS	6', 7.5', 15', 21', 27'

Moveable Team Bench

Our Moveable Team Bench features one or two 2" x 10" clear anodized seat planks on a 2" square tube aluminum frame. Designed for easy mobility. Available in a single or double seat plank design. Frame features pre-drilled holes for surface mounting if desired.

	Product No.	Lengths
Single Plank	BXXALPSM	6', 7.5', 15', 21', 27'
Double Plank	BXXALDBLPSM	6', 7.5', 15', 21', 27'

Comfort Team Bench

Our Comfort Team Bench features a 2" x 12" clear anodized seat plank and 2" x 10" backrest on either a single or double leg 2" square tube aluminum frame. Available in portable, surface mount, or in-ground mount

	Product No.	Lengths
Portable	BXXWBALP	6', 7.5', 15', 21', 27'
Surface Mount	BXXWBALS	6', 7.5', 15', 21', 27'
In-Ground Mount	BXXWBALS	6', 7.5', 15', 21', 27'

Player's Bench with Shelf

Our Player's Bench with Shelf features a 2" x 10" clear anodized seat plank, backrest, and a double 2" x 10" shelf all mounted to a unique all-aluminum angle frame.

	Product No.	Lengths
Player's Bench	BXXWBALSHELF	7.5', 15', 21', 27'

ORDERING: Please replace the (XX) in product number with length desired (B7.5ALS).

FRAME OPTIONS: All benches on this page, with the exception of the Player's Bench with Shelf, are available with galvanized steel frames. Please speak to your sales representative for more information.

All-Aluminum Tables

COLLECTION

STYLES IN THIS COLLECTION



Scorer's Table
3 LENGTHS



Rectangular Picnic Table
2 STYLES | 4 LENGTHS



Square Picnic Table
2 SIZES

Scorer's Table

Our Scorer's Table features a 1' 7" wide clear anodized top and a single 2" x 10" clear anodized bench seat all mounted on a unique aluminum angle frame.

	Product No.	Lengths
Scorer's Table	T##ALST	6', 7.5', 8'

Rectangular Picnic Table

Our Rectangular Picnic Table features a 2' 4 1/2" wide clear anodized aluminum top and two 2" x 10" clear anodized bench seats all resting on a 2" square tube aluminum frame. Available as standard or wheelchair accessible.

	Product No.	Lengths
Standard	T##ALP	6', 7.5', 8', 15'
Accessible	T##ALHDCP	8', 15'

Square Picnic Table

Our Square Picnic Table features a square clear anodized aluminum top and four 2" x 10" bench seats all resting on a 2" square tube aluminum frame.

	Product No.	Sizes
Square	TXXALP	38", 48"

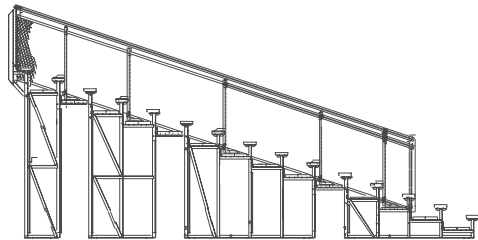
ORDERING: Please replace the (XX) in product number with length or size desired (T48ALP).

FRAME OPTIONS: Our Rectangular Picnic Tables are available with galvanized steel frames. Please speak to your sales representative for more information.

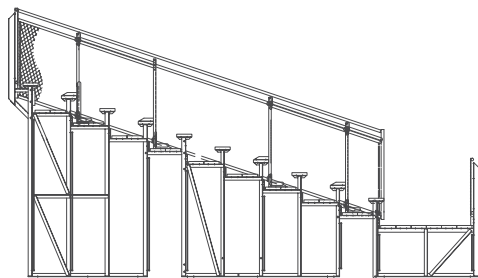
Aluminum Bleachers

COLLECTION

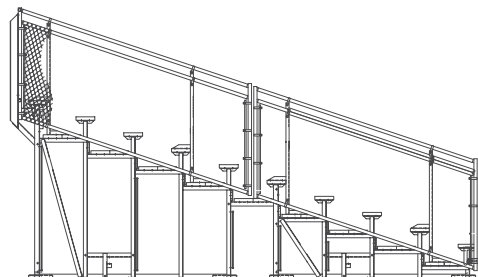
STYLES IN THIS COLLECTION



Non-Elevated Bleacher
4 LENGTHS



Elevated Bleacher
3 LENGTHS



Transportable Bleacher
3 LENGTHS

Non-Elevated Bleacher

Our all-aluminum Non-Elevated Bleacher is a great choice for a mid-sized venue. All models features a chain-link guardrail and most models feature a 4' center aisle. All of our Non-Elevated Bleachers have an 8" rise per row and a 24" tread depth. Depending upon the bleacher you choose, our Non-Elevated Bleachers can seat between 42 and 274 spectators.

	Product No.	Lengths
5 Row	BL5XXNE	15', 21', 27', 33'
10 Row	BL10XXNE	15', 21', 27', 33'
15 Row	BL15XXNE	21', 27', 33'

Elevated Bleacher

Our all-aluminum Elevated Bleacher is a great choice for a large-sized venue. All models feature a chain-link guardrail and most models feature a 4' center aisle. All of our Elevated Bleachers have an 8" rise per row and a 24" tread depth. Depending upon the bleacher you choose, our Elevated Bleachers can seat between 54 and 184 spectators.

	Product No.	Lengths
5 Row	BL5XXE	21', 27', 33'
10 Row	BL10XXE	21', 27', 33'

Transportable Bleacher

Our all-aluminum Transportable Bleacher may be towed on site by use of a pick-up truck or tractor. All models feature a chain-link guardrail and most models feature a 4' center aisle. All of our Transportable Bleachers have an 8" rise per row and a 24" tread depth. Depending upon the bleacher you choose, our Transportable Bleachers can seat between 42 and 144 spectators.

	Product No.	Lengths
5 Row	BL5XXTRS	15', 21', 27'
10 Row	BL10XXTRS	15', 21', 27'

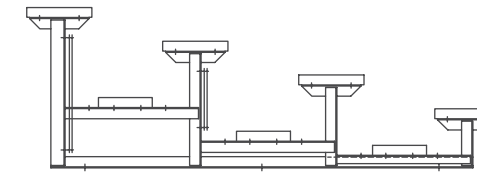
Bleacher Transport Kit (BLTRSKITXX) required to move unit.

ORDERING: Please replace the (XX) in product number with length desired (BL515TRS).

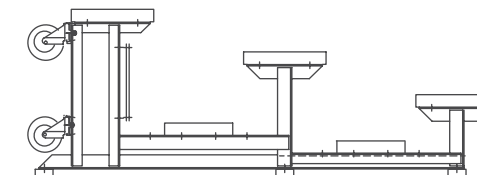
Aluminum Bleachers

COLLECTION

STYLES IN THIS COLLECTION



Low Rise Bleacher
5 LENGTHS



Tip and Roll Bleacher
5 LENGTHS

Low Rise Bleacher

Our all-aluminum Low Rise Bleacher is a great economical choice perfect for a variety of venues, such as soccer and softball fields found at recreation centers. All of our Low Rise Bleachers have a 6" rise per row and a 24" tread depth. Depending upon the bleacher you choose, our Low Rise Bleachers can seat between 15 and 72 spectators.

	Product No.	Lengths
3 Row	BL3XXLR	7.5', 9', 15', 21', 27'
4 Row	BL4XXLR	7.5', 9', 15', 21', 27'

Tip and Roll Bleacher

Our all-aluminum Tip and Roll Bleachers are perfect for indoor gym use as they feature non-marring swivel caster wheels and rubber pads to protect your floors. All of our Tip and Roll Bleachers have a 6" rise per row and a 24" tread depth. Depending upon the bleacher you choose, our Low Rise Bleachers can seat between 15 and 54 spectators.

	Product No.	Length
3 Row	BL3XXTNR	7.5', 9', 15', 21', 27'

ORDERING: Please replace the (XX) in product number with length desired (BL37.5TNR).



More details!

Looking for more detailed information on our bleachers? Ask your sales representative to send you our digital bleachers catalog.

COMPLETE your SPACE



Hanging Cantilever Bleacher Shade



T-Cantilever Bleacher Shade

More options! Ask your representative for more information.

Customer Target
DOG PARK



Dog Park Bench COLLECTION

STYLES IN THIS COLLECTION



Standard Dog Park Benches
2 STYLES | 2 DESIGNS



Standard Classic Dog Park Bench
1 STYLE | 2 DESIGNS



Classic Wingline Dog Park Bench
1 STYLE | 2 DESIGNS



Custom Logo or Design Dog Park Bench
ADD YOUR OWN LOGO OR DESIGN

Standard Dog Park Benches



	Product No.	Length
UltraLeisure®	B6WBUL#	6'
UltraLeisure® Perforated	B6WBULPERF#	6'

Standard Classic Dog Park Bench

	Product No.	Length
Classic	B6WBCLASSIC	6'

Classic Wingline Dog Park Bench

	Product No.	Length
Classic	B6WBCLASSICWINGLINE#	6'


OR


STANDARD DESIGN CHOICES

Paws or bones? To denote your desired design, please add -PAWS or -BONES to the end of each product number after the mounting option has been applied (B6WBULP-PAWS). Logo set-up fees do not apply to our standard design choices.

Custom Logo Dog Park Benches

Logo benches and trash receptacles are a great way to highlight your brand and leave a visual impression on your guests. They can be used as a way to generate income to use towards park maintenance or to advertise local veterinarians and pet stores by adding the company's name or logo. A one-time logo set-up fee applies. As a design option, colored back plates are available at an additional charge and allow your design to pop.

MOUNTING OPTIONS: For mounting options, please replace the (#) in product number with mounting option desired using the key below (B6WBULP-PAWS).

P= PORTABLE SM = SURFACE MOUNT S = IN-GROUND MOUNT

Dog Park Trash Receptacle COLLECTION

STYLES IN THIS COLLECTION



TR32-PAWS with DOME 32 (plastic)

Standard Dog Park Receptacle
2 STYLES | 2 DESIGNS



TR32CLASSIC-BONES with DOME32 (plastic)

Classic Dog Park Receptacle
1 STYLE | 2 DESIGNS



TR32AVENUEPERF-CUSTOM with DOME 32 (plastic)

Custom Logo or Design Dog Park Receptacle
ADD YOUR OWN LOGO OR DESIGN

Standard Dog Park Trash Receptacles

	Product No.	Capacity
Standard	TR32-#	32
Perforated	TR32PERF-#	32

Classic Dog Park Trash Receptacles

	Product No.	Capacity
Classic	TR32CLASSIC-#	32



STANDARD DESIGN CHOICES

Paws or bones? To denote your desired design, please add -PAWS or -BONES to the end of each product number. Logo set-up fees do not apply to our standard design choices.

Custom Logo Dog Park Trash Receptacles

Logo benches and trash receptacles are a great way to parade your brand and leave a visual impression on your guests. Additionally, custom logo trash receptacles can be used as a way to generate income to use towards park maintenance. Use these products to advertise local veterinarians and pet stores by adding the company's name or logo. A one-time logo set-up fee applies. As a design option, colored back plates are available at an additional charge and allow your design to pop.

TOPS AND LINERS: Trash receptacle tops, liners, and mounting kits are sold separately. Please see page 63 for options.

COMPLETE *your* SPACE



Dog Log



Let's Rest

PAGE 74

Customer Target
VETERINARY OFFICE

DOG PARK



A



B

Dog Park Play COLLECTION

Along with our dog park site amenities, we offer a full line of recycled dog park play products. Our dog park selections provide opportunities for dogs to exercise their minds and bodies by catering to dogs of all abilities and confidence levels. In addition to the individual pieces seen here, we also offer pre-designed dog park play packages.

Features and Benefits

- 100% Recycled HDPE Posts
- Durable and UV Stabilized HDPE Plastic Panels
- Roto-molded Plastic with Anti-Static Inhibitors
- Easy to Clean
- In-ground Mount



A



B



C



D



C



E



F

A. Over and Under

Product No.: RECF0012XX

B. Home Sweet Home

Product No.: RECF0010XX

C. Jump Through

Product No.: RECF0014XX

D. Dog Log

Product No.: RECF0008XX

E. Step Up

Product No.: RECF0005XX

F. Through the Target

Product No.: RECF0006XX

G. Through the Tunnel

Product No.: RECF0004XX

H. Walk the Plank

Product No.: RECF0015XX



D



E



G



H



F



G

Dog Park Play COLLECTION

DOG PARK

A. High Jump

Product No.: RECF0011XX

B. Let's Rest

Product No.: RECF0009XX

C. Camel Hump Climber

Product No.: RECF0001XX

D. Nice Turn

Product No.: RECF0013XX

E. Climb and Sit

Product No.: RECF0002XX

F. Limbone, Anyone?

Our Limbone bar adjusts to four different heights.

Product No.: RECF0003XX

G. **NEW!** Leash Holder

Product No.: RECF0022XX

H. **NEW!** Dog Waste Station

Product No.: BSO-001XX (not pictured)

I. **NEW!** Dog Drinking Fountain


Product No.: BSW-001XX (not pictured)

Customer Target
CITY PARK



Cycling and Grilling Amenities COLLECTION

Most of our steel cycling amenities are powder coated in your choice of color and available in surface or in-ground mount unless otherwise noted.



A. Bike Loop ^{CS}
Product No.: BIKELOOP
Available only in textured polyethylene

B. Ring Bollard
Product No.: RINGBOLLARD

C. Horse Shoe
Product No.: HORSESHOE

D. Slope
Product No.: SLOPE

E. Bike Post
Product No.: BIKEPOST

F. Wave
Available for 5, 7, 9, 11, and 13 bikes
Product No.: MSBR##

G. Triangular Hoop
Available for 5, 7, and 9 bikes
Product No.: TRIANGULARHOOP#

H. Circular Hoop
Available for 5, 7, and 9 bikes
Product No.: CIRCULARHOOP#

I. Cyclist
Product No.: CYCLIST

J. Campfire Grill
Features 20" adjustable cooking grate
Available in black only
Product No.: GPS20 or GPS20SM


MOUNTING OPTIONS: For cycling mounting options, please add the appropriate suffix to the end of each product number using the key below.
-SM = SURFACE MOUNT -ING = IN-GROUND MOUNT

COMPLETE YOUR SPACE

COMPLETE YOUR SPACE WITH

Shelter, Shade, and Playgrounds

Don't just stop at site amenities! We have shade and shelter solutions available in many shapes and sizes to meet the needs of your outdoor space. We also offer an extensive line of steel and recycled playgrounds that are sure to be the star of your space. Create the perfect outdoor gathering space, no matter how big or small, by utilizing all of Superior's great product lines. Visit superiorrecreation.com for more information.



COMPLETE YOUR SPACE



Warranty and Options

LIMITED WARRANTY

Superior Recreational Products (SRP) warrants that its product will be free from defects in materials and workmanship as well as maintain structural integrity for the periods listed below from the date of invoice and once SRP has been paid in full. This warranty is in effect only if the product has been assembled and installed strictly in accordance with the setup instructions provided by SRP, good construction practices, and has been subjected only to normal use and exposure.

- 7-year limited warranty on textured polyethylene coating
- 5-year limited warranty on Superdurable powder coat finish
- 1-year limited warranty on moving parts and materials not covered above

The Limited Warranty excludes abnormal conditions, contingent liability, cosmetic defects such as scratches, dents, marring, stripping, peeling, or fading; damage due to incorrect installation, vandalism, misuse, accident wear and tear from normal use; exposure to extreme weather, immersion in salt or chlorine water, damage due to sand, salt spray, or other abrasive and corrosive material; unauthorized repair or modification, abnormal use, or lack of maintenance. The warranty does not cover damages due to “acts of God” such as hail, flooding, lightning, tornadoes, sand storms, shifts of terrain, earthquakes, mud slides, and windstorms.

In the unlikely event of failure, SRP reserves the right to alter the design, color, or contributing factors to rectify the condition and help prevent any future reoccurrence(s). SRP has the option to repair or replace any defect in materials.

The warranty is void if any changes, modifications, additions, or attachments are made to the product without the written consent of the manufacturer.

SRP excludes any implied warranty of merchantability, fitness, or purpose, and there are no warranties which extend beyond the description of the face hereof. Under no circumstances will SRP be responsible for any indirect, special, consequential, incidental, or liquidated damages due to breach of warranty and such damages are specifically excluded from the warranty.

The owner shall notify SRP with original Sales Order Number issued from SRP to arrange for an inspection within 30 days after discovery of any defect under this warranty and before any alteration or repair is made or attempted. This Limited Warranty shall be null and void if the owner makes any alterations in design.

This warranty is the only express warranty given by the company. No person has authority to change or add to these obligations and liabilities. The company reserves the right to determine whether the fault is caused by faulty workmanship, material, or the part that is defective.

Powder Coat

Superior Recreational Products offers a 5-year limited warranty for Superdurable powder coat finish to the original purchaser. This limited warranty is for factory applied finish only. Damage occurring from shipping, erection, vandalism, accidents, or field modification is not covered and will require field touch-up immediately and periodically thereafter. The owner must report any defect in powder coat at the time the installation is completed. Not covered by this Limited Warranty are acute angles, welds, and end plates. The limited warranty for powder coating provides the following after a 5-year exposure period when applied according to the recommendations listed on the product’s technical data sheet and appropriate surface preparation has been utilized.

- The coatings shall retain their original color with a ΔE of <7.5 units for high chroma colors, (Yellows, Reds, Oranges, ETC.) and a ΔE of <5.0 units for low chroma colors, when tested in accordance with ASTM D 2244.
- The coating shall retain a minimum of 50% of its original gloss level after washing, when tested in accordance with ASTM D 523.
- The coating shall exhibit chalking no worse than numerical rating of 6, when evaluated in accordance with ASTM D 659-80.

Cancellation, Return, and Shipping Policy

To view our return policy, please visit superiorrecreationalproducts.com/returns. To view our shipping policy, please visit superiorrecreationalproducts.com/shipping. For additional information and information on Return Material Authorizations, please call 1.800.327.8774.

TOP AND SEAT COATING

Our powder-based textured polyethylene is placed in a fluidized vat where the product is dipped and then baked. Traditionally, polyethylene is very easily scratched and marred causing it to be difficult to fix. By using a **textured surface**, SRP has eliminated this problem. Our textured polyethylene coating helps hide the scratches and marks, while keeping the product looking better longer. This coating is maintenance-free.

FEEL	Harder Feel	APPLICATION	Outdoor/Indoor
THICKNESS	Approx. 1/8" Thick	ANTI-FUNGUS	Yes
DRIPS	No	FINISH	Textured Finish
UV PROTECTION	Yes		

QUICK SHIP TERMS AND CONDITIONS

Quick ship orders are limited to quantities of 5 complete units or less of any of our quick ship items (a trash receptacle with lid, liner, and a mounting option qualifies as one complete unit). A combination of 5 of any quick ship item is also acceptable (5 benches and 5 tables). Quick ship items are only available with black frames and in select textured polyethylene coating colors.

Orders must be received by 2:00 p.m. EST to ship within 5 business days. Orders received after 2:00 p.m. EST will be processed the following business day and ship within 5 days of the order processing day. This does not include holidays. Orders containing quick ship and non-quick ship items will automatically default to standard production lead times. If 5 day shipping is desired for quick ship items on your order, a separate order must be submitted and additional freight charges will apply.

A \$50.00 per day storage fee may apply for untimely third party pick-ups. Any canceled orders are subject to a 25% cancellation fee and a 15% restocking fee. Customization is not available on quick ship orders.

WE MAKE IT EASY TO BUY AND LEASE



Frame Style COLLECTION

OUR FRAME STYLES INCLUDE:

TABLES



Rectangular Portable
PAGE 12



Square Portable
PAGE 14



Octagon Portable
PAGE 16



Round Portable
PAGE 18



Rectangular Pedestal
PAGE 20



Square Pedestal
PAGE 20



Octagon Pedestal
PAGE 22



Round Pedestal
PAGE 22



Rectangular Web
PAGE 24



Square Web
PAGE 24



Octagon Web
PAGE 26



Round Web
PAGE 26



4-4
PAGE 28



Café
PAGE 30

BENCHES



Standard Bench
Without Back
PAGE 38



Standard Bench
With Back
PAGE 38



4-4 Bench
PAGE 40



Geometric Bench
PAGE 41



Classic Bench
PAGE 42



Downtown Bench
Without Back
PAGE 43



Downtown Bench
With Back
PAGE 43



Casino Bench
PAGE 45



Metro Bench
PAGE 46



Wingline Bench
PAGE 47



Modern Bench
Without Back
PAGE 48



Modern Bench
With Back
PAGE 48

Metal Design







COLLECTION

OUR METAL DESIGNS INCLUDE:

Coating and Colors

COLLECTION

OUR COATINGS AND COLORS INCLUDE:

<p>Regal RC 3/4" #9 expanded metal inside a 2" x 2" iron frame</p> 	<p>Perforated PERF large hole (3/4") punched steel with radius edges</p> 
<p>Innovated INNV small hole (1/2") punched steel with a 2" x 2" iron frame</p> 	<p>Infinity INF 3/4" #9 expanded metal inside a 2" x 2" iron frame, angled</p> 
<p>Infinity Innovated INFNNV small hole (1/2") punched steel with a 2" x 2" iron frame, angled</p> 	<p>Rolled ROLL 3/4" #9 expanded metal with rolled edges</p> 
<p>Innovated Rolled INNROLL small hole (1/2") punched steel with rolled edges</p> 	<p>Slatted SLAT ribbed steel with heavy duty 4" sides</p> 
<p>Classic CLASS 3/4" #9 expanded metal inside ribbed steel with rolled edges</p> 	<p>Classic Rolled CLASSROLL ribbed steel with rolled edges</p> 
<p>UltraLeisure® UL 3/4" #9 expanded metal inside a 1/8" x 2" metal strap frame</p> 	<p>UltraLeisure® Perforated ULPERF large hole (3/4") punched steel inside a 1/8" x 2" metal frame</p> 
<p>L Series L 1 1/2" #9 expanded metal inside a 1/8" x 2" metal strap frame</p> 	<p>Plasti-Plank PP 11 gauge steel that provides a solid surface</p> 

Textured Polyethylene Colors

 Red	 Mystic Blue	 Brown
 Orange	 Mariner Blue	 Black
 Yellow	 Purple	 Gray
 Green	 Burgundy	
 VIP Blue	 Clay	


Superdurable Powder Coat Frame Colors | Gloss

 Red	 Blue	 Legacy Clay
 Orange	 Mariner Blue	
 Butterscotch	 Purple	
 Yellow	 Fuchsia	
 Teal	 Spring Green	
 Sky Blue	 Legacy Gray	

Superdurable Powder Coat Frame Colors | Matte

 Green	 Tan
 Mystic Blue	 Gray
 Burgundy	 Black
 Terracotta	 White
 Brown	
 Sage	

Colors are for reference only. Ask your representative for actual color samples.



Site Amenities

1050 Columbia Drive

Carrollton, GA 30117

866.586.7794

siteamenities@silbrands.com

srpsiteamenities.com



S SUPERIOR
RECREATIONAL PRODUCTS

Site Amenities

