

# *Site Amenities*

• 2019 EDITION *Superior Recreational Products* BUYER'S GUIDE •





## *Durable. Comfortable. Affordable.*

At Superior Recreational Products®, we offer durable, comfortable, and affordable outdoor site furnishings for every outdoor space. With 30 years of manufacturing experience and a wide selection of products, know that we pride ourselves in providing customers like you low-maintenance solutions no matter your needs, style, or budget so you can create an environment tailored to you. Let's work together to pick the perfect product for your location.

04 ESSENTIALS TABLE COLLECTION

16 ESSENTIALS BENCH COLLECTION

26 ESSENTIALS ACCESSORY COLLECTION

34 UPTOWN COLLECTION

44 ALL-ALUMINUM BLEACHER COLLECTION

48 DOG PARK COLLECTION

**NEW!**  
Uptown Collection

Explore our new collection of modernly designed benches, tables, and trash receptacles on page 34.

**FEATURED HERE**

Biscayne Collection

- Features geometric, square tubing design
- Powder coat finish

**PRODUCT NO.:** B6BC, TR32BC-FLATTOP, TS36BC-CBC-SET

See page 36 for more information.





## Essentials Table COLLECTION

*a traditional line of textured polyethylene coated tables suitable for every outdoor space*

05 Portable 08 Pedestal 11 Web 12 4-4 13 Patio & Cafe

### Rectangular Portable Table

**SPECIFICATIONS**

- 2 3/8" powder coated frame
- Textured polyethylene table top and seats
- Pre-drilled surface mount holes
- Available with or without seat backs
- Where applicable, replace (#) with length desired
- Refer to page 56 for metal design options



METAL DESIGN	PRODUCT NO.	LENGTHS (#)
<b>STANDARD</b>		
Regal	T#RC	4', 6', 8', 10'
Perforated	T#PERF	6', 8'
Innovated	T#INNV	4', 6', 8', 10'
Rolled	T#ROLL	4', 6', 8'
UltraLeisure® <sup>QS</sup>	T#UL	6', 8'
UltraLeisure® Perforated	T#ULPERF	6', 8'
<b>STANDARD WITH SEAT BACKS</b>		
Regal	T#RCWB	6', 8'

### Accessible Rectangular Portable Table

**SPECIFICATIONS**

- 2 3/8" powder coated frame
- 24" of wheelchair access
- Textured polyethylene table top and seats
- Pre-drilled surface mount holes
- Available with standard or centered seats
- Where applicable, replace (#) with length desired
- Refer to page 56 for metal design options



METAL DESIGN	PRODUCT NO.	LENGTHS (#)
<b>STANDARD</b>		
Regal	T#RCHDCP	6', 8'
Perforated	T#PERFHDCP	6', 8'
Innovated	T#INNVHDCP	6', 8'
Rolled	T#ROLLHDCP	6', 8'
UltraLeisure® <sup>QS</sup>	T#ULHDCP	8'
UltraLeisure® Perforated	T#ULPERFHDCP	8'
<b>ACCESSIBLE WITH CENTERED SEATS</b>		
Regal	T8RCHDCPALT	8'
Perforated	T8PERFHDCPALT	8'
Innovated	T8INNVHDCPALT	8'
UltraLeisure®	T8ULHDCPALT	8'
UltraLeisure® Perforated	T8ULPERFHDCPALT	8'

<sup>QS</sup> QUICK SHIP Products marked with this icon are Quick Ship and are available within 5 business days. Please refer to page 54 for details.



T46UL



T46RCWB

### Square Portable Table

#### SPECIFICATIONS

- 1 5/8" (economy) or 2" (standard) powder coated frame
- 46" square table top featuring standard umbrella hole
- Textured polyethylene table top and seats
- Pre-drilled surface mount holes
- Available with or without seat backs
- Refer to page 56 for metal design options

METAL DESIGN	PRODUCT NO.	SEATS
<b>ECONOMY (1 5/8" FRAME)</b>		
UltraLeisure® <sup>QS</sup>	T46UL	3, 4
UltraLeisure® Perforated	T46ULPERF	3, 4
<b>STANDARD (2" FRAME)</b>		
Regal	T46RC	2, 3, 4
Perforated	T46PERF	3, 4
Classic	T46CLASS	2, 3, 4
<b>STANDARD WITH SEAT BACKS</b>		
Regal	T46RCWB	4

### Accessible Square Portable Table

#### SPECIFICATIONS

- 1 5/8" (economy) or 2" (standard) powder coated frame
- Textured polyethylene table top and seats
- Pre-drilled surface mount holes
- Extended 57" table top
- Features standard umbrella hole
- Where applicable, replace (#) with seat quantity desired
- Refer to page 56 for metal design options



T46RC-3ADA

METAL DESIGN	PRODUCT NO.	SEATS (#)
<b>ECONOMY (1 5/8" FRAME)</b>		
UltraLeisure® <sup>QS</sup>	T46UL-3ADA	3
UltraLeisure® Perforated	T46ULPERF-3ADA	3
<b>STANDARD (2" FRAME)</b>		
Regal	T46RC-#ADA	2, 3
Classic	T46CLASS-#ADA	2, 3

### Octagon Portable Table

#### SPECIFICATIONS

- 2" powder coated frame
- 46" octagon table top featuring standard umbrella hole
- Textured polyethylene table top and seats
- Pre-drilled surface mount holes
- Available with or without seat backs
- Refer to page 56 for metal design options



T46OCT



T46OCTWB

METAL DESIGN	PRODUCT NO.	SEATS
<b>STANDARD</b>		
Regal	T46OCT	3, 4
Perforated	T46OCTPERF	3, 4
Rolled	T46OCTROLL	3, 4
Innovated	T46INNV	3, 4
<b>STANDARD WITH SEAT BACKS</b>		
Regal	T46OCTWB	4

### Accessible Octagon Portable Table

#### SPECIFICATIONS

- 2" powder coated frame
- Textured polyethylene table top and seats
- Pre-drilled surface mount holes
- Extended 57" table top
- Features standard umbrella hole
- Where applicable, replace (#) with seat quantity desired
- Refer to page 56 for metal design options



T46OCTROLL-3ADA

METAL DESIGN	PRODUCT NO.	SEATS (#)
<b>STANDARD</b>		
Regal	T46OCT-#ADA	2, 3
Rolled	T46OCTROLL-#ADA	3
Innovated	T46INNV-#ADA	3

### PRE-SCHOOL PORTABLE TABLES

#### Portable Children's Table -ELEM

- 13" seat height
- Available in standard rectangular, square, octagon, or round portable tables
- Add "-ELEM" to end of qualifying product number
- Powder coated frame
- Textured polyethylene table top and seats



T6RC-ELEM

13" High Seats

<sup>QS</sup> QUICK SHIP Products marked with this icon are Quick Ship and are available within 5 business days. Please refer to page 54 for details.



T46RACS



TS46RACS

### Round Portable Table

#### SPECIFICATIONS

- 1 5/8" (economy) or 2" (standard) powder coated frame
- 46" round table top featuring standard umbrella hole
- Textured polyethylene table top and seats
- Pre-drilled surface mount holes
- Available with standard or solid top
- Refer to page 56 for metal design options

METAL DESIGN	PRODUCT NO.	SEATS
<b>ECONOMY (1 5/8" FRAME)</b>		
UltraLeisure® <b>GS</b>	T46ULRACS	3, 4
<b>STANDARD (2" FRAME)</b>		
Regal	T46RCS	2, 3, 4
Innovated	T46RACSINNV	3, 4
<b>STANDARD SOLID TOP (2" FRAME)</b>		
Regal	TS46RACS	3, 4



T46RCPEDPOR



T6RCPEDS



### Square Pedestal Table

#### SPECIFICATIONS

- Heavy-duty 4" square powder coated frame
- Perforated option features 2 7/8" round support arms
- 46" square table top featuring standard umbrella hole
- Portable (POR), surface (SM), or in-ground mount (S)
- Portable available for 3 and 4 seat options only
- Textured polyethylene table top and seats
- Refer to page 56 for metal design options

METAL DESIGN	PRODUCT NO.	SEATS
Regal	T46RCPED	2, 3, 4
Perforated	T46PERFPED	2, 3, 4
Classic	T46CLASSPED	2, 3, 4



T46CLASSPEDS

### Rectangular Pedestal Table

#### SPECIFICATIONS

- Heavy-duty 4" square powder coated frame
- 8' version features double pedestal frame
- Surface (SM) or in-ground mount (S)
- Add SM or S to end of product number
- Textured polyethylene table top and seats
- Refer to page 56 for metal design options

METAL DESIGN	6' LENGTH	8' LENGTH
Regal	T6RCPED	T8RCDBLPED
Perforated	T6PERFPED	T8PERFDBLPED
Innovated	T6INNVPED	T8INNVDBLPED
Rolled	T6ROLLPED	



T6RCPEDSM



T8RCDBLPEDSM

### Accessible Square Pedestal Table

#### SPECIFICATIONS

- Heavy-duty 4" square powder coated frame
- Extended 57" table top featuring standard umbrella hole
- Portable (POR), surface (SM), or in-ground mount (S)
- Portable available for 3 seat option only
- Textured polyethylene table top and seats
- Refer to page 56 for metal design options

METAL DESIGN	PRODUCT NO.	SEATS (#)
Regal	T46RCPED-#ADA	2, 3
Classic	T46CLASSPED-#ADA	2, 3



T46CLASSPED-3SMADA

### Accessible Rectangular Pedestal Table

#### SPECIFICATIONS

- Heavy-duty 4" square powder coated frame
- 8' version features double pedestal frame
- 24" of wheelchair access
- Surface (SM) or in-ground mount (S)
- Add SM or S to end of product number
- Textured polyethylene table top and seats
- Refer to page 56 for metal design options

METAL DESIGN	6' LENGTH	8' LENGTH
Regal	T6RCPEDHDCP	T8RCDBLPEDHDCP
Perforated	T6PERFPEDHDCP	T8PERFDBLPEDHDCP
Innovated	T6INNVPEDHDCP	T8INNVDBLPEDHDCP
Rolled	T6ROLLPEDHDCP	




T6RCPEDHDCPS

### Octagon Pedestal Table

#### SPECIFICATIONS

- Heavy-duty 4" square frame with 2 7/8" round support arms
- 46" octagon table top featuring standard umbrella hole
- Surface (SM) or in-ground mount (S)
- Textured polyethylene table top and seats
- Refer to page 56 for metal design options

METAL DESIGN	PRODUCT NO.	SEATS
Innovated	T46INNVPED	2, 3, 4
Rolled	T46OCTROLLPED	2, 3, 4



T46OCTROLLPEDSM



T46WEBCLASSSM



T8WEBSM



### Square Web Table

**SPECIFICATIONS**

- Heavy-duty 4" square and 2 7/8" powder coated frame
- 46" square table top featuring standard umbrella hole
- Surface (SM) or in-ground mount (S)
- Textured polyethylene table top and seats
- Refer to page 56 for metal design options



T46WEBS

METAL DESIGN	PRODUCT NO.	SEATS
Regal	T46WEB	3, 4
Classic	T46WEBCLASS	3, 4

### Accessible Octagon Pedestal Table

**SPECIFICATIONS**

- Heavy-duty 4" square frame with 2 7/8" round support arms
- 46" table top featuring standard umbrella hole
- Surface (SM) or in-ground mount (S)
- Add SM or S after # in product number
- Textured polyethylene table top and seats
- Refer to page 56 for metal design options



T46INNPED-3SADA

METAL DESIGN	PRODUCT NO.	SEATS (#)
Innovated	T46INNPED-#ADA	2, 3
Rolled	T46OCTROLLPED-#ADA	2, 3

### Accessible Square Web Table

**SPECIFICATIONS**

- Heavy-duty 4" square and 2 7/8" powder coated frame
- Extended 57" square table top featuring standard umbrella hole
- Features 3 seats
- Surface (SM) or in-ground mount (S)
- Replace (#) in product number with SM or S
- Textured polyethylene table top and seats
- Refer to page 56 for metal design options



T46WEBCLASS-3SMADA

METAL DESIGN	PRODUCT NO.
Regal	T46WEB-3#ADA
Classic	T46WEBCLASS-3#ADA

### Round Pedestal Table

**SPECIFICATIONS**

- Heavy-duty 4" square powder coated frame
- 46" round table top featuring standard umbrella hole
- Surface (SM) or in-ground mount (S)
- Textured polyethylene table top and seats
- Refer to page 56 for metal design options



T46RACSPEDSM

METAL DESIGN	PRODUCT NO.	SEATS (#)
UltraLeisure®	T46RACSPED	3, 4

### Accessible Rectangular Web Table

**SPECIFICATIONS**

- 2 3/8" powder coated frame
- Recessed frame for wheelchair accessibility
- Surface (SM) or in-ground mount (S)
- Add SM or S to end of product number
- Textured polyethylene table top and seats
- Refer to page 56 for metal design options

PRODUCT NO.: T8WEB



T8WEBSM

### Octagon Web Table

**SPECIFICATIONS**

- Heavy-duty 4" square and 2 7/8" powder coated frame
- 46" octagon table top featuring standard umbrella hole
- Portable/surface (PSM) or in-ground mount (S)
- Textured polyethylene table top and seats
- Refer to page 56 for metal design options



T46WEBOCTS

METAL DESIGN	PRODUCT NO.	SEATS
Regal	T46WEBOCT	2, 3, 4

• MOUNTING ACCESSORIES In-ground/surface mount cover sets are available for Web style tables. Please refer to page 15 for details.




### ♿ Accessible Octagon Web Table

**SPECIFICATIONS**

- Heavy-duty 4" square and 2 7/8" powder coated frame
- Extended 57" octagon table top featuring standard umbrella hole
- 3 seats
- Surface (SM) or in-ground mount (S)
- Replace (#) in product number with SM or S
- Textured polyethylene table top and seats
- Refer to page 56 for metal design options

METAL DESIGN	PRODUCT NO.
Regal	T46WEBOCT-3#ADA



### ♿ Accessible 4-4 Table

**SPECIFICATIONS**

- Heavy-duty 4" square powder coated frame
- Detached seating
- 24" of wheelchair access
- Surface (SM) or in-ground mount (S)
- Add SM or S at end of product number
- Refer to page 56 for metal design options

METAL DESIGN	PRODUCT NO.	LENGTHS (#)
Regal	T#RCHDCP4-4	6', 8'
Perforated	T#PERFHDCP4-4	6', 8'
Innovated	T#INNVHDCP4-4	6', 8'
Rolled	T6ROLLHDCP4-4	6'



### Round Web Table

**SPECIFICATIONS**

- Heavy-duty 4" square and 2 7/8" powder coated frame
- 46" round table top featuring standard umbrella hole
- Portable/surface (PSM) or in-ground mount (S)
- Textured polyethylene table top and seats
- Refer to page 56 for metal design options

METAL DESIGN	PRODUCT NO.	SEATS
Regal	T46WEBRACS	3, 4



### 4-4 Table

**SPECIFICATIONS**

- Heavy-duty 4" square powder coated frame
- Detached seating
- Surface (SM) or in-ground mount (S)
- Add SM or S at end of product number
- Textured polyethylene table top and seats
- Refer to page 56 for metal design options

METAL DESIGN	PRODUCT NO.	LENGTHS (#)
Regal	T#RC4-4	6', 8', 10'
Perforated	T#PERF4-4	6', 8'
Innovated	T#INNV4-4	6', 8'
Rolled	T6ROLL4-4	6'



### Rectangular Portable Utility Table

**SPECIFICATIONS**

- 2 3/8" powder coated frame
- Textured polyethylene table top
- Pre-drilled surface mount holes available for additional charge
- Refer to page 56 for metal design options

METAL DESIGN	PRODUCT NO.	LENGTHS (#)
Regal	T#UP	4', 6', 8', 10'



### Round Portable Cafe Table

**SPECIFICATIONS**

- 2" powder coated frame
- Features standard umbrella hole
- Features expanded metal table top design
- 30" or 46" top diameter options
- Textured polyethylene table top

PRODUCT NO.	TOP DIAMETER
T##ROUND	30", 46"



♿ MOUNTING ACCESSORIES In-ground/surface mount cover sets are available for Web style tables. Please refer to page 15 for details.





T30CAFE



T30CAFESM

### Bar Height Pedestal Cafe Table

#### SPECIFICATIONS

- 2 7/8" powder coated frame
- 42" table height and 30" top diameter
- Features expanded metal table top design
- Textured polyethylene table top
- Surface (SM) or in-ground mount (S)
- Add SM or S at end of product number

PRODUCT NO.: T30CAFE



T42PEDBAR

#### UPDATED DESIGN!

### Bar Height Pedestal Table with Attached Seats

#### SPECIFICATIONS

- 2 3/8" powder coated frame
- Features standard umbrella hole
- 42" table height and 46" top diameter
- Features expanded metal table top and seat design
- Textured polyethylene table top and seats
- Pre-drilled holes for optional surface mounting

PRODUCT NO.: T42PEDBAR



T42RASS

#### UPDATED DESIGN!

### Round Portable Cafe Table with Attached Seats

#### SPECIFICATIONS

- 2 3/8" powder coated frame
- 46" top diameter
- Features expanded metal table top and seat design
- Textured polyethylene table top and seats
- Pre-drilled holes for optional surface mounting

PRODUCT NO.: T42RASS

#### PERSONALIZE YOUR PRODUCT

### Custom Logo, Emblem, or Insignia Tables

Add your logo, emblem, insignia, or theme to market your brand and leave a visual impression on your guests.

See page 33 for more details.



## TABLE ACCESSORIES



### Market Umbrella

- 7.5" DIAMETER | 7.5UMB-MRKT-FG
- 9" DIAMETER | 9.0UMB-MRKT-FG
- Available in two diameters
- Features heavy gauge pulley system
- Features fiberglass frame
- Marine-grade acrylic fabric
- Multiple color options available



### Patio Umbrella

- STEEL FRAME | 7.5UMB-PATIO-ST
- FIBERGLASS FRAME | 7.5UMB-PATIO-FG
- Available in 7.5" diameter
- Choice of steel or fiberglass frame
- Features crank lift with tilt frame
- Multiple color options available



### Mounting Cover Sets

- 2 3/8" DIAMETER | SMALL\_SURF\_CVR\_SET
- 2 7/8" DIAMETER | LARGE\_SURF\_CVR\_SET
- Hides mounting plates
- Sold as a set of two
- Two-piece design for ease of installation
- Powder coat finish



### In-Ground Post Set

- INGRDPOST-PC
- Allows for portable tables to be in-ground mounted
- Sold as a set of two
- Powder coat finish



### Surface Mount Clamp Set

- CLAMP-SET-PC
- Allows for portable tables to be surface mounted
- Sold as a set of two
- Powder coat finish

### Umbrella Stand

- WHITE | UMB-BASE-WH
- BLACK | UMB-BASE-BK
- 16" diameter
- Filled with concrete



### UBrace® Anchor

#### UBRACE

- All-aluminum
- Attaches under table to secure umbrella and prevent umbrella from flying away



### Sleep Inhibitor for Seats

#### SLEEPSEAT


- Inhibits sleeping on table or bench seats
- Attaches to middle of seat



### Anti-Vandalism Bar

#### AVBAR

- Prevents damage to the extended top of our accessible tables
- Attaches to the extended top and connects to the leg brace



### Table Shade

- 6' TABLE | STS765IG OR STS765SM
- 8' TABLE | STS785IG OR STS785SM

- Available widths for 6' or 8' table designs
- In-ground (IG) or surface (SM) mounting
- Features commercial-grade fabric and powder coat frame





# JOHNSON COMMUNITY AQUATIC CENTER



## Essentials Bench COLLECTION

*a traditional line of textured polyethylene coated benches suitable for a variety of markets*

- 17 Standard
- 18 4-4
- 19 Casino & Classic
- 20 Modern & Wingline
- 21 Downtown & Metro
- 22 Geometric & Patio Chairs
- 25 Buddy Bench

### Standard Bench with Back

#### SPECIFICATIONS

- 2 3/8" powder coated frame
- Portable (P), surface (SM), or in-ground mount (S)
- Add P, SM, or S to end of product number
- Textured polyethylene seat and seat back
- 10' and 15' lengths consist of two smaller sections bolted together
- 10" seat width and 17" seat height
- Refer to page 56 for metal design options



METAL DESIGN	PRODUCT NO.	LENGTHS (#)
Regal	B#WBRC	4', 6', 8', 10', 15'
Perforated	B#WBPERF	6', 8'
Innovated	B#WBINNV	4', 6', 8', 10', 15'
Rolled	B#WBROLL	6', 8'
UltraLeisure® <sup>CS</sup>	B#WBUL	6', 8'
UltraLeisure® Perforated	B#WBULPERF	6', 8'

### Standard Bench without Back

#### SPECIFICATIONS

- 2 3/8" powder coated frame
- Portable (P), surface (SM), or in-ground mount (S)
- Add P, SM, or S to end of product number
- Textured polyethylene seat
- 10' and 15' lengths consist of two smaller sections bolted together
- 10" seat width and 17" seat height
- Refer to page 56 for metal design options



METAL DESIGN	PRODUCT NO.	LENGTHS (#)
Regal	B#RC	4', 6', 8', 10', 15'
Perforated	B#PERF	6', 8'
Innovated	B#INNV	4', 6', 8', 10', 15'
Rolled	B#ROLL	6', 8'
UltraLeisure® <sup>CS</sup>	B#UL	6', 8'
UltraLeisure® Perforated	B#ULPERF	6', 8'

### PRE-SCHOOL PORTABLE BENCHES

#### Portable Children's Bench -ELEM

- 13" seat height
- Available for Standard With and Without Back Benches
- Add "-ELEM" to end of qualifying product number
- Powder coated frame
- Textured polyethylene seat and seat back



<sup>CS</sup> QUICK SHIP Products marked with this icon are Quick Ship and are available within 5 business days. Please refer to page 54 for details.

### Standard Bench without Back with Deluxe Seats



**SPECIFICATIONS**

- 2 3/8" powder coated frame
- Portable (P), surface (SM), or in-ground mount (S)
- Add P, SM, or S to end of product number
- Textured polyethylene seat
- 10' and 15' lengths consist of two smaller sections bolted together
- 15" seat width and 17" seat height
- Refer to page 56 for metal design options

METAL DESIGN	PRODUCT NO.	LENGTHS
Regal	B#PLAYERRC	4', 6', 8', 10', 15'
Innovated	B#PLAYERINNV	4', 6', 8', 10', 15'

### Portable Casino Bench with Back



**SPECIFICATIONS**

- 1 1/2" square powder coated legs and arms
- Portable with pre-drilled holes for optional surface mounting
- Contoured back
- Textured polyethylene seat and seat back
- Optional custom center armrest
- 15 1/2" seat height

METAL DESIGN	PRODUCT NO.	LENGTHS (#)
Classic	B#WBCLASSCASINO	4', 6'
Modern	B#WBMODCASINO	4', 6'
Horizontal Strap	B#WBHORZCASINO	6'

### 4-4 Bench



**SPECIFICATIONS**

- Heavy-duty 4" square powder coated frame
- Surface (SM) or in-ground mount (S)
- Add SM or S at end of product number
- Textured polyethylene seat and seat back
- 10" seat width and 17" seat height
- Refer to page 56 for metal design options

METAL DESIGN	PRODUCT NO.	LENGTHS (#)
Regal	B#WBRC4-4	6', 8'
Perforated	B#WBPERF4-4	6', 8'
Innovated	B#WBINNV4-4	6', 8'

**NEW!**

### Portable Casino Bench without Back



**SPECIFICATIONS**

- 6' length
- 1 1/2" square powder coated legs and arms
- Portable with pre-drilled holes for optional surface mounting
- Textured polyethylene seat
- 15 1/2" seat height

METAL DESIGN	PRODUCT NO.
Classic	B6CLASSCASINO
Horizontal Strap	B6HORZCASINO

### Double 4-4 Bench



**SPECIFICATIONS**

- Double-sided bench
- Heavy-duty 4" square powder coated frame
- Surface (SM) or in-ground mount (S)
- Add SM or S at end of product number
- Textured polyethylene seat and seat back
- 10" seat width and 17" seat height
- Refer to page 56 for metal design options

METAL DESIGN	PRODUCT NO.	LENGTHS (#)
Regal	B#WBRC4-4	6', 8'
Perforated	B#WBPERFD4-4	6', 8'
Innovated	B#WBINNVD4-4	6', 8'

### Portable Classic Bench & Add-On



**SPECIFICATIONS**

- Cast aluminum, powder coated frames
- Portable with pre-drilled holes for optional surface mounting
- Contoured back
- Add-on bench sections available
- Textured polyethylene seat and seat backs
- 16 1/2" seat height
- Classic wave design

VERSION	PRODUCT NO.	LENGTHS (#)
Standard	B#WBCLASSIC	4', 5', 6'
Add-On	B#WBCLASSIC-ADDON	4', 5', 6'



B6WBMODERNPSM

### Modern Bench with Back & Add-On

**SPECIFICATIONS**

- Heavy-duty 2 3/8" powder coated frames
- Portable/surface (PSM) or in-ground (S) mount
- Add PSM or S to end of product number or before (-) for add-on
- Contoured back with armrests
- Add-on bench sections available
- Textured polyethylene seat and seat back
- Seat height is 18"

METAL DESIGN	VERSION	PRODUCT NO.	LENGTHS (#)
Standard	Standard	B#WBMODERN	4', 6', 8'
	Add-On	B#WBMODERN-ADDON	4', 6', 8'
Classic	Standard	B#WBMODCLASS	4', 6'
	Add-On	B#WBMODCLASSIC-AD	4', 6'



B6WBMODCLASS



B4WBMETRO



Buddy Bench B6WBCLASSICWINGLINE

### Downtown Bench with Back

**SPECIFICATIONS**

- 2- and 3-seat options
- Heavy-duty 2 3/8" powder coated frames
- Portable (P), surface (SM), or in-ground mount (S)
- Add P, SM, or S to end of product number
- Contoured back
- Optional custom armrests
- Textured polyethylene seats and seat backs

METAL DESIGN	PRODUCT NO.	SEATS (#)
Modern	BWBDT#	2, 3
Classic	BWBDTCLASS#	2, 3



BWBDT33SM

### Modern Bench without Back & Add-On

**SPECIFICATIONS**

- Heavy-duty 2 3/8" powder coated frames
- Portable/surface (PSM) or in-ground (S) mount
- Add PSM or S to end of product number or before (-) for add-on
- Armrests
- Add-on bench sections available
- Textured polyethylene seat and seat back
- Seat height is 18"

METAL DESIGN	VERSION	PRODUCT NO.	LENGTHS (#)
Standard	Standard	B#MODERN	4', 6', 8'
	Add-On	B#MODERN-ADDON	4', 6', 8'
Classic	Standard	B#MODCLASS	4', 6', 8'
	Add-On	B#MODCLASSIC-ADDON	4', 6', 8'



B6MODERNPSM

### Downtown Bench without Back

**SPECIFICATIONS**

- 2- and 3-seat options
- Heavy-duty 2 3/8" powder coated frames
- Portable (P), surface (SM), or in-ground mount (S)
- Add P, SM, or S to end of product number
- Textured polyethylene seats

METAL DESIGN	PRODUCT NO.	SEATS (#)
Modern	BDTS#	2, 3
Classic	BDTCLASS#	2, 3



BDTCLASS3P

### Wingline Bench

**SPECIFICATIONS**

- Heavy-duty 2 3/8" powder coated frames
- Portable (P), surface (SM), or in-ground mount (S)
- Add P, SM, or S to end of product number
- Contoured back with armrests
- Textured polyethylene seat and seat back
- Seat height is 18"

METAL DESIGN	PRODUCT NO.	LENGTHS (#)
Classic	B#WBCLASSICWINGLINE	4', 6'
Standard	B#WBWINGLINE	4', 6'



B6WBWINGLINESM



B6WBMETRO

### Metro Bench

**SPECIFICATIONS**

- 7 guage steel seat with 3/8" steel plate legs
- Solid, one-piece design
- Requires no assembly or hardware
- Portable with pre-drilled holes for optional surface mounting
- Textured polyethylene

PRODUCT NO.	LENGTH (#)
B#WBMETRO	4, 6

◆ MOUNTING ACCESSORIES In-ground/surface mount cover sets are available for Modern style benches. Please refer to page 23 for details.



GBS72S



CSTACK



Custom Logo B6WBULS



GBS72SM

**UPDATED DESIGN!**  
Geometric Bench

**SPECIFICATIONS**

- Heavy-duty 4" powder coated frames
- 3/4" #9 expanded metal
- Surface (SM) or in-ground (S) mount
- Add SM or S to end of product number
- 20" seat width with 4" tall outside border
- Textured polyethylene seat

PRODUCT NO.	LENGTH (##)
GBS##	72", 96"



CSTACK

CSTACKMODERN

Stacking Patio Chair

**SPECIFICATIONS**

- 3/4" #9 expanded metal with textured polyethylene coating
- 18" seat height
- Stackable and portable
- Available with or without armrests
- Contoured one-piece or two-piece seat/seat back design
- Pairs with Portable Utility and Cafe Tables

DESIGN	PRODUCT NO.
One-Piece (Standard)	CSTACK
Two-Piece (Modern)	CSTACKMODERN



**UPDATED DESIGN!**  
Barstool

**SPECIFICATIONS**

- 3/4" #9 expanded metal contour seat with textured polyethylene coating
- 30" seat height and 18" seat width
- Portable
- Pairs with Bar Height Pedestal Cafe Table (T30CAFE)

PRODUCT NO.: BARSTOOL



B4WBMODSWINGS

**UPDATED DESIGN!**  
Bench Swing

**SPECIFICATIONS**

- Heavy-duty 2 3/8" powder coated frame
- 3/4" #9 expanded metal textured polyethylene swing seat
- Includes uncoated galvanized swing chain
- In-ground mount
- Contoured back with armrests

PRODUCT NO.	LENGTHS (#)
B#WBMODSWING	4', 6'

**PERSONALIZE YOUR PRODUCT**

Custom Logo, Emblem, or Insignia Benches

Add your logo, emblem, insignia, or theme to market your brand and leave a visual impression on your guests.

See page 33 for more details.



**BENCH ACCESSORIES**

Mounting Cover Sets

SMALL\_SURF\_CVR\_SET

- 2 3/8" diameter
- Hides mounting plates
- Sold as a set of two
- Two-piece design for ease of installation
- Powder coat finish



Bench Shade Attachment

STS765BA

- Attaches to Standard Benches with Backs
- Available only for benches that are in-ground or surface mount
- Features commercial-grade fabric and powder coat frame



Sleep Inhibitor for Seats

SLEEPSEAT

- Inhibits sleeping on table or bench seats
- Attaches to middle of seat





## BUDDY BENCH

### How to Build Your Buddy Bench

Our buddy benches are an industry favorite — and for a good reason! Buddy benches are an ideal solution to combat loneliness and help foster friendships at both schools and parks. To build your bench, start by selecting your design and then reference the chart to see available base bench options.

- 1 Choose Your Design
- 2 Pick Base Bench Design
- 3 Choose Your Colors



### 1 Choose Your Design

Choose from one of the below standard design choices or design your own for an upcharge.

#### BUDDY BENCH

Standard



Smiles



Helping Hands



Kind Kids



Buddy Bloom

### 2 Pick Your Design's Base Bench Options

Based on your design choice, we offer select base bench styles. Refer to the chart below to see what base bench is offered with your design choice.

DESIGN	BASE BENCH	DESIGN SUFFIX
Standard	Standard Perforated	-BB
Smiles	Standard Perforated	-SMILES
Helping Hands	Standard Perforated	-HH
Kind Kids	Classic	-KK
Buddy Bloom	Classic Wingline	-BUDDYBLOOM



Standard Perforated



Classic



Classic Wingline

### 3 Add a Backing Plate and Pick Your Colors

Opt for adding a colored backing plate to your Buddy Bench like the examples above. Powder coated backing plates are available for an additional charge and allow your design to pop. Next, choose a color scheme to complement your space. See page 56 for color options.



## Essentials Site Accessories COLLECTION

*a traditionally designed line of essential site accessories*

27 Trash Receptacles 29 Ash Urns & Planter 30 Grill & Bicycle Racks and Bollards

### Standard Trash Receptacle

#### SPECIFICATIONS

- 32 and 55 gallon options available
- Lid and liner sold separately
- Surface and in-ground mount options sold separately
- Textured polyethylene coated
- Refer to page 56 for metal design options

METAL DESIGN	PRODUCT NO.	CAPACITY (##)
Regal 	TR##	32, 55
Perforated	TR32PERF	32
Classic	TR32CLASSIC	32



TR32PERF

### Tapered Trash Receptacle

#### SPECIFICATIONS

- 32 gallon
  - Expanded metal design with tapered bottom
  - Lid and liner sold separately
  - Surface and in-ground mount options sold separately
  - Textured polyethylene coated
- PRODUCT NO.: TR32TAPER



### Horizontal Strap Trash Receptacle

#### SPECIFICATIONS


- 32 gallon
  - Horizontal ribbed steel design
  - Lid and liner sold separately
  - Surface and in-ground mount options sold separately
  - Textured polyethylene coated
- PRODUCT NO.: TR32HORZ



### NEW! Vertical Strap Trash Receptacle

#### SPECIFICATIONS

- 32 gallon
  - Vertical ribbed steel design with hinged side door for easy liner removal
  - Lid included
  - Liner sold separately
  - Surface and in-ground mount options sold separately
  - Textured polyethylene coated
- PRODUCT NO.: TR32SLAT



Easy Access  
Hinged Door



TR32METRO



Custom Logo TR32



TR32DBLINNV



**UPDATED DESIGN!**  
Crown Trash Receptacle

- SPECIFICATIONS**
- 36 gallon
  - Vertical ribbed steel design with flared top
  - Flat top lid and liner included
  - Surface and in-ground mount options sold separately
  - Textured polyethylene coated
- PRODUCT NO.: TR32CROWN



Easy Access Hinged Door

**UPDATED DESIGN!**  
Metro Trash Receptacle

- SPECIFICATIONS**
- 36 gallon
  - Vertical ribbed steel design with hinged side door for easy liner removal and flared top
  - Flat top lid and liner included
  - Surface and in-ground mount options sold separately
  - Textured polyethylene coated
- PRODUCT NO.: TR32METRO



TR32DBLINNV-CUSTOM

**NEW!**  
Double Recycling and Trash Receptacle

- SPECIFICATIONS**
- Two 32 gallon receptacles
  - Perforated design
  - Two flat top lids with commercial-grade vinyl lettering
  - Liners sold separately
  - Surface and in-ground mount options sold separately
  - Textured polyethylene coated
  - Custom front design (pictured) additional charge
- PRODUCT NO.: TR32DBLINNV



TR32-RECYCLE

Recycling Receptacle

- SPECIFICATIONS**
- 32 gallon
  - Expanded metal design with recycled logo
  - Lid and Liner sold separately
  - Surface and in-ground mount options sold separately
  - Textured polyethylene coated
  - Colored backing plate (pictured) additional charge
- PRODUCT NO.: TR32-RECYCLE



ASHURNHORZ-HW

Ash Urn

- SPECIFICATIONS**
- Standard and Perforated are 12 1/2" x 24"
  - Classic, Crown, and Horizontal Slat are 11" x 22"
  - Includes chrome sand tray for ashes
  - Portable and/or surface mount
  - Textured polyethylene coated

METAL DESIGN	PRODUCT NO.
Standard	ASHURN-HW
Perforated	ASHURNPERF-HW
Classic	ASHURNCLASSIC-HW
Crown	ASHURNCROWN-HW
Horizontal Strap	ASHURNHORZ-HW



PLANTER-30IN

Planter

- SPECIFICATIONS**
- 24" wide x 18" high
  - Expanded metal design
  - Liner sold separately
  - Portable and/or surface mount
  - Textured polyethylene coated
- PRODUCT NO.: PLANTER-30IN

**PERSONALIZE YOUR PRODUCT**

Custom Logo, Emblem, or Insignia Trash Receptacles

Add your logo, emblem, insignia, or theme to market your brand and leave a visual impression on your guests.

See page 33 for more details.







**UPDATED DESIGN!**  
Rotating Grill

**SPECIFICATIONS**

- 20" wide x 15" deep x 10" high
- 300 square inches of cooking space
- Rotates 360°
- 4-level adjustable cooking grate has cooling-coil handles
- Durable rust resistant, high temp, black powder coated firebox
- Galvanized, in-ground mount post

PRODUCT NO.: GPS20



CYCLIST

Cyclist Bike Rack

2 BIKES

**SPECIFICATIONS**

- Accommodates 2 bikes
- Surface (-SM) or in-ground (-ING) mount
- Add -SM or -ING to end of product number
- Powder coated finish

PRODUCT NO.: CYCLIST



Triangular Hoop Rack

8 BIKES

**SPECIFICATIONS**

- Accommodates 8 bikes
- Surface (-SM) or in-ground (-ING) mount
- Add -SM or -ING to end of product number
- Powder coated finish

PRODUCT NO.: TRIANGULARHOOPS



MSBR3-SM

Wave Bike Rack

5, 7, 11, or 13 BIKES

**SPECIFICATIONS**

- Options for 5, 7, 11, or 13 bikes
- Surface (-SM) or in-ground (-ING) mount
- Add -SM or -ING to end of product number
- Powder coated finish

BIKE COUNT	TOP WAVE COUNT	PRODUCT NO.
5	2	MSBR2
7	3	MSBR3
11	5	MSBR5
13	6	MSBR6



Bike Loop Rack

2 BIKES

**SPECIFICATIONS**

- Accommodates 2 bikes
- Surface (-SM) or in-ground (-ING) mount
- Add -SM or -ING to end of product number
- Powder coated finish

PRODUCT NO.: BIKELOOP



SLOPE-SM

Slope Bike Rack

2 BIKES

**SPECIFICATIONS**

- Accommodates 2 bikes
- Surface (-SM) or in-ground (-ING) mount
- Add -SM or -ING to end of product number
- Powder coated finish

PRODUCT NO.: SLOPE



HORSESHOE-SM

Horse Shoe Bike Rack

2 BIKES

**SPECIFICATIONS**

- Accommodates 2 bikes
- Surface (-SM) or in-ground (-ING) mount
- Add -SM or -ING to end of product number
- Powder coated finish

PRODUCT NO.: HORSESHOE



RINGBOLLARD-SM

Ring Bike Bollard

2 BIKES

**SPECIFICATIONS**

- Accommodates 2 bikes
- Surface (-SM) or in-ground (-ING) mount
- Add -SM or -ING to end of product number
- Powder coated finish

PRODUCT NO.: RINGBOLLARD



BIKEPOST-SM

Post Bike Bollard

2 BIKES

**SPECIFICATIONS**

- Accommodates 2 bikes
- Surface (-SM) or in-ground (-ING) mount
- Add -SM or -ING to end of product number
- Powder coated finish

PRODUCT NO.: BIKEPOST

TRASH RECEPTACLE ACCESSORIES



Plastic Dome Top <sup>QS</sup>

DOME32-#-HW

- Fits 32 gallon receptacles
- Available in black, brown, blue, and gray
- Made from heavy-duty plastic
- Includes hardware
- Features self-closing door to trap odor and deflect rain, debris, and pests



Steel Dome Top <sup>QS</sup>

DOME32S-HW

- Fits 32 gallon receptacles
- Textured polyethylene finish
- Includes hardware
- Features galvanized, self-closing door to trap odor and deflect rain, debris, and pests



Flat Top <sup>QS</sup>

- Fits 32 and 55 gallon receptacles
- 5", 8", or 16" top opening available
- Textured polyethylene finish

GALLON	OPENING	PRODUCT NO.
32	5"	FLATTOP-32-5
32	8"	FLATTOP32
32	16"	FLATTOP32-16
55	8"	FLATTOP55



Flat Top with Rain Bonnet

FLATTOPRB32-HW

- Fits 32 gallon receptacles
- Textured polyethylene finish
- Features bonnet to deflect rain and debris



Flat Top with Ash Bonnet

FLATTOPAB32-HW

- Fits 32 gallon receptacles
- Textured polyethylene finish
- Features sand tray for ashes

Plastic Liner <sup>QS</sup>

32 GALLON | LINER32  
55 GALLON | LINER55

- 55 gallon option available in gray
- 32 gallon option available in black and gray
- Made from heavy-duty plastic



Surface Mounting Kit <sup>QS</sup>

TR-SM-55 | 55 GALLON MODEL  
TR-SM-CT | CROWN/TAPER MODELS  
TR-SM | ALL OTHER MODELS

- Order with hardware for complete mounting kit
- Powder coated



In-Ground Mounting Kit <sup>QS</sup>

TR-ING-55 | 55 GALLON MODEL  
TR-ING-CT | CROWN/TAPER MODELS  
TR-ING | ALL OTHER MODELS

- Order with hardware for complete mounting kit
- Powder coated



CUSTOMIZATION

Custom Logo, Emblem, or Insignia Tables, Benches and Trash Receptacles

Add your logo, emblem, insignia, or theme to market your brand and leave a visual impression on your guests. Don't have a logo and still want personalization? Choose from our selection of standard fonts and artwork to personalize your product.

- One-time logo set-up fee applies
- Powder coated backing plates are available for an additional charge and allow your design to pop
- Customization available on most Essentials collections

<sup>QS</sup> QUICK SHIP Products marked with this icon are Quick Ship and are available within 5 business days. Please refer to page 54 for details.



## Uptown COLLECTION

*a premium collection of modern benches, tables, and trash receptacles*

35 Zion & Acadia 36 Biscayne 37 Bryce 39 Gateway  
40 Cascades 41 Arches



### Zion Bench with Back

- SPECIFICATIONS**
- 6' length
  - Powder coated finish
  - Legs are made from 3/4" laser cut steel plate
  - Fully welded
  - Combined portable/surface mount frame

ARMRESTS	PRODUCT NO.
No Armrests	B6WBZI
Side Armrests	B6WBZI-ARM
Side and Center Armrests	B6WBZI-ARM-CENTER



### Zion Bench without Back

- SPECIFICATIONS**
- 6' length
  - Powder coated finish
  - Legs are made from 3/4" laser cut steel plate
  - Fully welded
  - Combined portable/surface mount frame

ARMRESTS	PRODUCT NO.
No Armrests	B6ZI
Side Armrests	B6ZI-ARM



### Zion Trash Receptacle

- SPECIFICATIONS**
- 36 gallon capacity
  - Powder coated finish
  - Features 1 1/2" x 1/4" flat steel strips
  - Lid and plastic liner included

LID STYLE	PRODUCT NO.
Flat Top	TR36ZI-FLATTOP
Ash Bonnet	TR36ZI-FLATTOPAB
Rain Bonnet	TR36ZI-FLATTOPRB



### Acadia Portable Table

- SPECIFICATIONS**
- Powder coated frame, table top, and seats
  - Pre-drilled surface mount holes
  - 36" solid top
  - Features standard umbrella hole
- PRODUCT NO.: TS36AC



### Acadia Bench with Back

**SPECIFICATIONS**

- Powder coated finish
- Legs are made from 3/4" laser cut steel plate
- Fully welded
- Combined portable/surface mount frame

LENGTH	PRODUCT NO.
4'	B4WBAC
6'	B6WBAC



### Biscayne Bench without Back

**SPECIFICATIONS**

- Features 1 1/2" square tubing
- Combined portable/surface mount frame
- Powder coated finish
- Ships fully assembled
- Fully welded

LENGTH	PRODUCT NO.
4'	B4BC
6'	B6BC
8'	B8BC



### Acadia Bench without Back

**SPECIFICATIONS**

- Powder coated finish
- Legs are made from 3/4" laser cut steel plate
- Fully welded
- Combined portable/surface mount frame

LENGTH	PRODUCT NO.
4'	B4AC
6'	B6AC



### Biscayne Patio Table and Chair Set

**SPECIFICATIONS**

- Includes one solid top pedestal table and four portable chairs
  - Powder coated finish
  - Chairs feature both 1 1/2" and 1" square tubing
  - Pre-drilled surface mount holes
- PRODUCT NO.: TS36BC-CBC-SET



### Biscayne Trash Receptacle

**SPECIFICATIONS**

- 32 gallon capacity
- Powder coated finish
- Optional second powder coated backing color
- 1" square tubing
- Lid and plastic liner are included
- Portable with mounting kit sold separately

LID STYLE	PRODUCT NO.
Flat Top	TR32BC-FLATTOP
Ash Bonnet	TR32BC-FLATTOPAB
Rain Bonnet	TR32BC-FLATTOPRB



### Biscayne Bench with Back

**SPECIFICATIONS**

- Features 1 1/2" square tubing
- Combined portable/surface mount frame
- Powder coated finish
- Ships fully assembled
- Fully welded

LENGTH	PRODUCT NO.
4'	B4WBBC
6'	B6WBBC
8'	B8WBBC



### Bryce Steel Bench with Back

**SPECIFICATIONS**

- Features 1/4" x 5" powder coated steel planking
- Features 3/4" powder coated steel plate legs reinforced with 1/4" thick support bars
- Combined portable/surface mount frame with tabs

LENGTH	PRODUCT NO.
4'	B4WBBY-ST
6'	B6WBBY-ST
8'	B8WBBY-ST



B6BY-ST

### Bryce Steel Bench without Back

**SPECIFICATIONS**

- Features 1/4" x 5" powder coated steel planking
- Features 3/4" powder coated steel plate legs reinforced with 1/4" thick support bars
- Combined portable/surface mount frame with tabs
- Available with or without armrests

ARMRESTS	LENGTH (#)	PRODUCT NO.
No Armrests	4', 6', 8'	B#BY-ST
Side Armrests	4', 6', 8'	B#BY-ST-ARM



B6WBGW-ST-V

### Gateway Steel Bench with Back

**SPECIFICATIONS**

- Powder coated finish
- Cast aluminum frame with metal slats
- Available in horizontal or vertical metal slats
- Combined portable/surface mount frame

SLAT DESIGN	PRODUCT NO.	LENGTH (#)
Horizontal	B#WBGW-ST-H	4', 6'
Vertical	B#WBGW-ST-V	4', 6'



B6WBBY-IP

### Bryce Ipe Bench with Back

**SPECIFICATIONS**

- Features 1 1/4" x 6", stained Ipe wood planking
- Planks and are cut to length and predrilled
- Planks are sealed on each end to prevent splitting
- Features 3/4" powder coated steel plate legs reinforced with 1/4" thick support bars
- Combined portable/surface mount frame with tabs

LENGTH	PRODUCT NO.
4'	B4WBBY-IP
6'	B6WBBY-IP
8'	B8WBBY-IP



B4GW-ST-V

### Gateway Steel Bench without Back

**SPECIFICATIONS**

- Powder coated finish
- Cast aluminum frame with metal slats
- Available in horizontal or vertical metal slats
- Combined portable/surface mount frame

SLAT DESIGN	PRODUCT NO.	LENGTH (#)
Horizontal	B#GW-ST-H	4', 6'
Vertical	B#GW-ST-V	4', 6'



B6BY-IP

### Bryce Ipe Bench without Back

**SPECIFICATIONS**

- Features 1 1/4" x 6", stained Ipe wood planking
- Planks and are cut to length and predrilled
- Planks are sealed on each end to prevent splitting
- Features 3/4" powder coated steel plate legs reinforced with 1/4" thick support bars
- Combined portable/surface mount frame with tabs
- Available with or without armrests

ARMRESTS	LENGTH	PRODUCT NO.
No Armrests	4', 6', 8'	B#BY-IP
Side Armrests	4', 6', 8'	B#BY-IP-ARM



B6WBGW-RC-CDR

### Gateway Recycled Bench with Back

**SPECIFICATIONS**

- 2" x 4" recycled planking in your choice of four colors
- Powder coated cast aluminum frame
- Combined portable/surface mount frame

PLANKING COLOR	PRODUCT NO.	LENGTH (#)
Cedar	B#WBGW-RC-CDR	4', 6'
Brown	B#WBGW-RC-BRN	4', 6'
Green	B#WBGW-RC-GRN	4', 6'
Gray	B#WBGW-RC-GRY	4', 6'



B6GW-RC-CDR

### Gateway Recycled Bench without Back

**SPECIFICATIONS**

- 2" x 4" recycled planking in your choice of four colors
- Powder coated cast aluminum frame
- Combined portable/surface mount frame

PLANKING COLOR	PRODUCT NO.	LENGTH (#)
Cedar	B#GW-RC-CDR	4', 6'
Brown	B#GW-RC-BRN	4', 6'
Green	B#GW-RC-GRN	4', 6'
Gray	B#GW-RC-GRY	4', 6'



### Cascades Bench with Back

**SPECIFICATIONS**

- Recycled planking in your choice of four colors
- 1 1/2" thick cast aluminum frame with textured polyethylene finish
- Stainless steel hardware
- Combined portable/surface mount frame

PLANKING COLOR	PRODUCT NO.	LENGTH (#)
Cedar	B#WBCC-RC-CDR	6', 8'
Brown	B#WBCC-RC-BRN	6', 8'
Green	B#WBCC-RC-GRN	6', 8'
Gray	B#WBCC-RC-GRY	6', 8'



### Arches Steel Bench with Back

**SPECIFICATIONS**

- 6' length
  - Powder coated 3" square tubing legs and steel slats
  - Surface (SM) or in-ground (S) mount
  - Replace # in product number with SM or S
- PRODUCT NO.: B6WBAR#-ST



### Arches Steel Bench without Back

**SPECIFICATIONS**

- 6' length
  - Powder coated 3" square tubing legs and steel slats
  - Surface (SM) or in-ground (S) mount
  - Replace # in product number with SM or S
- PRODUCT NO.: B6AR#-ST



### Cascades Bench without Back

**SPECIFICATIONS**

- Recycled planking in your choice of four colors
- 1 1/2" thick cast aluminum frame with textured polyethylene finish
- Stainless steel hardware
- Combined portable/surface mount frame

PLANKING COLOR	PRODUCT NO.	LENGTH (#)
Cedar	B#CC-RC-CDR	6', 8'
Brown	B#CC-RC-BRN	6', 8'
Green	B#CC-RC-GRN	6', 8'
Gray	B#CC-RC-GRY	6', 8'



### Arches Recycled Bench with Back

**SPECIFICATIONS**

- 6' length
- Powder coated 3" square tubing legs
- Recycled planking in your choice of four colors
- Surface (SM) or in-ground (S) mount
- Replace # in product number with SM or S

PLANKING COLOR	PRODUCT NO.
Cedar	B6WBAR#-RC-CDR
Brown	B6WBAR#-RC-BRN
Green	B6WBAR#-RC-GRN
Gray	B6WBAR#-RC-GRY



### Cascades Trash Receptacle

**SPECIFICATIONS**

- 32 gallon capacity
- 2" x 4" recycled plastic planks in your choice of four colors
- Add color option to end of product number: Cedar (CDR), Brown (BRN), Green (GRN), Gray (GRY)
- Lid and plastic liner are included
- Portable with mounting kit sold separately

LID STYLE	PRODUCT NO.
Flat Top	TR32CC-FLATTOP-
Ash Bonnet	TR32CC-FLATTOPAB-
Rain Bonnet	TR32CC-FLATTOPRB-



### Arches Recycled Bench without Back

**SPECIFICATIONS**

- 6' length
- Powder coated 3" square tubing legs
- Recycled planking in your choice of four colors
- Surface (SM) or in-ground (S) mount
- Replace # in product number with SM or S

PLANKING COLOR	PRODUCT NO.
Cedar	B6AR#-RC-CDR
Brown	B6AR#-RC-BRN
Green	B6AR#-RC-GRN
Gray	B6AR#-RC-GRY

### Arches Steel Cantilever Bench



B6ARSM-ST-CANT

**SPECIFICATIONS**

- Cantilever design
- 4' features single cantilever and 6' and 8' features t-cantilever design
- Features powder coated 4" steel tubing frame and steel slats
- Surface (SM) or in-ground mount (S)
- Replace # in product number with SM or S

LENGTH	PRODUCT NO.
4'	B4AR#-ST-CANT
6'	B6AR#-ST-CANT
8'	B8AR#-ST-CANT

### Arches Recycled Cantilever Bench



B4ARSM-RC-CANT-CDR

**SPECIFICATIONS**

- Cantilever design
- 4' features single cantilever and 6' and 8' features t-cantilever design
- Features 4" steel tubing powder coated frame
- Features recycled planking and metal accent tubes
- Surface (SM) or in-ground mount (S)
- Add SM or S after "AR" in product number

PLANKING COLOR	PRODUCT NO.	LENGTH (#)
Cedar	B#AR-RC-CANT-CDR	4', 6', 8'
Brown	B#AR-RC-CANT-BRN	4', 6', 8'
Green	B#AR-RC-CANT-GRN	4', 6', 8'
Gray	B#AR-RC-CANT-GRY	4', 6', 8'

### Arches Steel Cantilever Table



T6AR#-ST-CANT

**SPECIFICATIONS**

- Cantilever design
  - 6' table with 4' bench seats
  - Features powder coated 4" steel tubing frame and steel slats
  - Surface (SM) or in-ground mount (S)
  - Replace # in product number with SM or S
- PRODUCT NO.: T6AR#-ST-CANT



T6ARSM-RC-CANT-CDR

### Arches Recycled Cantilever Table

**SPECIFICATIONS**

- Cantilever design
- 6' table with 4' bench seats
- Features 4" steel tubing powder coated frame
- Features recycled planking and metal accent tubes
- Surface (SM) or in-ground mount (S)
- Replace # in product number with SM or S

PLANKING COLOR	PRODUCT NO.
Cedar	T6AR#-RC-CANT-CDR
Brown	T6AR#-RC-CANT-BRN
Green	T6AR#-RC-CANT-GRN
Gray	T6AR#-RC-CANT-GRY

### Arches Recycled Pedestal Table



T6ARPEDSM-RC-GRY

**SPECIFICATIONS**

- 6' table with 6' bench seats
- Heavy-duty 2 3/8" powder coated frames
- 2" x 4" recycled planking in your choice of four colors
- Surface (SM) or in-ground mount (S)
- Replace # in product number with SM or S

PLANKING COLOR	PRODUCT NO.
Cedar	T6ARPED#-RC-CDR
Brown	T6ARPED#-RC-BRN
Green	T6ARPED#-RC-GRN
Gray	T6ARPED#-RC-GRY

ALL-STEEL VERSION ALSO AVAILABLE

### Arches Recycled Trash Receptacle



TR32AR-FLATTOP-CDR

**SPECIFICATIONS**

- 32 gallon capacity
- 2" x 4" recycled plastic planks in your choice of four colors with metal accent tubes
- Add color option to end of product number: Cedar (CDR), Brown (BRN), Green (GRN), Gray (GRY)
- Lid and plastic liner are included
- Portable with mounting kit sold separately

LID STYLE	PRODUCT NO.
Flat Top	TR32AR-FLATTOP-
Ash Bonnet	TR32AR-FLATTOPAB-
Rain Bonnet	TR32AR-FLATTOPRB-



# Aluminum Bleacher

COLLECTION

*a line of high-quality aluminum bleachers for every capacity*

45 Non-Elevated 46 Elevated 47 Bleacher Shades

## Low Rise Bleacher

### SPECIFICATIONS

- Available in multiple lengths
- 6" vertical rise per row
- 24" tread depth between seats
- Row one seat is approximately 11 1/2" in height
- Depending upon choice, can seat between 30 to 80 spectators
- Features 2" x 12" clear anodized seat planks
- Choose between single or double 2" x 10" foot planks



ROW AMOUNT	FOOT PLANK	PRODUCT NO.	LENGTHS (#)
3	Single	BL3XXLR	15', 21', 24'
	Double	BL3XXLRDBL	15', 21', 24'
4	Single	BL4XXLR	15', 21', 24'
	Double	BL4XXLRDBL	15', 21', 24'
5	Single	BL5XXLR	15', 21', 24'
	Double	BL5XXLRDBL	15', 21', 24'

## Tip and Roll Bleacher

### SPECIFICATIONS

- Tip and roll away for easy storage
- Feature swivel casters and non-marring rubber foot pads
- Available in multiple lengths
- 6" vertical rise per row
- 24" tread depth between seats
- Row one seat is approximately 16" in height
- Depending upon choice, can seat between 10 to 48 spectators
- Features 2" x 10" clear anodized seat planks
- Choose between single or double 2" x 10" foot planks



ROW AMOUNT	FOOT PLANK	PRODUCT NO.	LENGTHS (#)
2	Single	BL2XTNR	7' 6", 9', 12', 15', 21', 24'
	Double	BL2XTNRDBL	7' 6", 9', 12', 15', 21', 24'
3	Single	BL3XTNR	7' 6", 9', 12', 15', 21', 24'
	Double	BL3XTNRDBL	7' 6", 9', 12', 15', 21', 24'

**SEAT PLANKING COLORS** Our all-aluminum seat planking is offered in four powder coat colors. See page 56 for color selection.





ADA RAMP



Double Foot Planking



Standard Cantilever Bleacher Shade



T-Cantilever Bleacher Shade



Custom Bleacher Shade



BL37.5NE

### Non-Elevated Bleacher

**SPECIFICATIONS**

- Available in multiple lengths
- 6" vertical rise per row on 3 row option and 8" on 5 row and above
- Row one seat is approximately 17" in height
- Depending upon choice, can seat between 15 to 200 spectators
- Features 2" x 10" clear anodized seat planks
- Chose between single or double 2" x 10" foot planks
- Double foot plank option includes chain link guardrail system on 5, 8, and 10 row options

ROW AMOUNT	FOOT PLANK	PRODUCT NO.	LENGTHS (#)
3	Single	BL3XXNE	7.5', 12', 15', 21', 24', 27'
	Double	BL3XXNEDBL	7.5', 12', 15', 21', 24', 27'
5	Single	BL5XXNE	15', 21', 24', 27', 30'
	Double	BL5XXNEDBL	15', 21', 24', 27', 30'
8	Single	BL8XXNE	15', 21', 24', 27', 30'
	Double	BL8XXNEDBL	15', 21', 24', 27', 30'
10	Single	BL10XXNE	15', 21', 24', 27', 30'
	Double	BL10XXNEDBL	15', 21', 24', 27', 30'



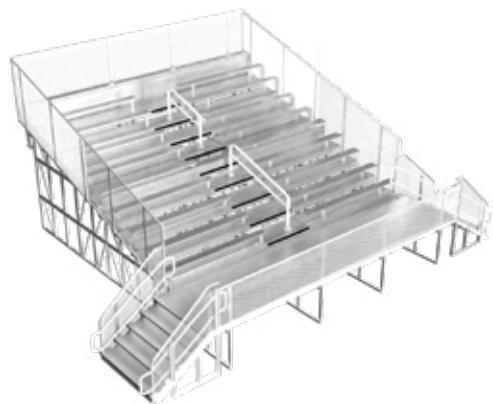
BL515TRSDBL

### Transportable Bleacher

**SPECIFICATIONS**

- May be towed on site by use of a pick-up truck or tractor
- Requires the purchase of a heavy-duty (10 row) or light-duty (5 row) transport kit
- Available in multiple lengths
- Depending upon choice, can seat between 50 to 160 spectators
- Features 2" x 10" clear anodized seat planks
- Chose between single or double 2" x 10" foot planks
- All models include guardrails

ROW AMOUNT	FOOT PLANK	PRODUCT NO.	LENGTHS (#)
5	Single	BL5XXTRS	15', 21', 24'
	Double	BL5XXTRSDBL	15', 21', 24'
10	Single	BL10XXTRS	15', 21', 24'
	Double	BL10XXTRSDBL	15', 21', 24'



### Elevated Bleacher

**SPECIFICATIONS**

- Feet rest on the elevated front walkway
- Available in multiple lengths and elevations
- Features entry stairs, a front guardrail, and aisles with an anodized aluminum handrail
- Depending upon choice, can seat over 1,000 spectators (see representative for all seating number options)
- Features double 2" x 10" foot planks
- ADA accessible options available


ASK YOUR REPRESENTATIVE ABOUT SPECIFIC PRODUCT NUMBERS

### SHADE YOUR BLEACHERS

#### Cantilever Bleacher Shades

We offer a collection of standard cantilever bleacher shades for our Low Rise and Non-Elevated bleacher styles. Bleacher shade designs are available in Hanging Cantilever, Suspended Cantilever, or T-Cantilever. These two-column designs allow for uninterrupted viewing of the game and perfectly fit the width of your bleacher. A wide variety of shade fabric colors are available. Our powder coated frames are available in our steel frame colors.

ASK YOUR REPRESENTATIVE FOR MORE INFORMATION





## Dog Park COLLECTION

*a complete collection of dog park amenity products*

49 Benches 50 Trash Receptacles, Drinking Fountains, and Pet Stations 51 Play

### Standard Dog Park Bench

#### SPECIFICATIONS

- 6' bench
- Available with paws or bone design
- 2 3/8" powder coated frame
- Portable (P), surface (SM), or in-ground mount (S)
- Add P, SM, or S to end of product number
- Textured polyethylene seat and seat back
- 10" seat width and 17" seat height
- Refer to page 56 for metal design options



METAL DESIGN	PRODUCT NO.	LENGTH (#)
UltraLeisure®	B#WBUL	6'
UltraLeisure® Perforated	B#WBULPERF	6'

### Classic Dog Park Bench

#### SPECIFICATIONS

- 6' bench
- Available with paws or bone design
- Cast aluminum, powder coated frames
- Portable with pre-drilled holes for optional surface mounting
- Contoured back
- Textured polyethylene seat and seat backs
- 16 1/2" seat height
- Classic wave design



PRODUCT NO.: B6WBCLASSIC

### Classic Wingline Dog Park Bench

#### SPECIFICATIONS

- 6' bench
- Available with paws or bone design
- Heavy-duty 2 3/8" powder coated frames
- Portable (P), surface (SM), or in-ground mount (S)
- Add P, SM, or S to end of product number
- Contoured back with armrests
- Textured polyethylene seat and seat back
- Seat height is 18"



PRODUCT NO.: B6WBCLASSICWINGLINE

#### STANDARD DESIGN CHOICES



To denote your desired design, please add -PWS (paws) or -BNS (bones) to the end of each product number after mounting option has been applied. Logo set-up fees do not apply to our standard design choices.



TR32-PWS



Custom B6WBCLASSICS



B6WBULS-BNS

### Dog Park Trash Receptacle

**SPECIFICATIONS**

- 32 gallon
- Available with paws or bone design
- Lid and liner sold separately
- Surface and in-ground mount options sold separately
- Textured polyethylene coated
- Refer to page 56 for metal design options

METAL DESIGN	PRODUCT NO.	CAPACITY
Regal	TR32	32
Perforated	TR32PERF	32
Classic	TR32CLASSIC	32



TR32-PWS with DOME 32 (plastic)



BSW-0007XX

BSW-00100XX

### Dog Park Drinking Fountains

**PET AND OWNER | BSW-0007XX**

- Stainless steel
- Meets ADA requirements
- For both humans and pets

**PET ONLY | BSW-00100XX**

- Stainless steel
- Push-button mechanism
- Anti-rotation non-squirt bubbler



### Pet Wash Station

**SPECIFICATIONS**

- Stainless steel with green powder coat
- Resistant to sunlight, heat, and moisture
- Surface mount
- Hooks to external hose

PRODUCT NO.: BSW-0011XX



-N

-P

### Pet Waste Station

**SPECIFICATIONS**

- Features "Pet Waste Station" sign
- Available in natural (-N) or primary (-P) color scheme
- Includes sign, bag dispenser box with key, 400 bags, waste receptacle, and mounting post

PRODUCT NO.: BSW-0012-#

**STANDARD DESIGN CHOICES**



To denote your desired design, please add -PWS (paws) or -BNS (bones) to the end of each product number after mounting option has been applied. Logo set-up fees do not apply to our standard design choices.

**RECYCLED DOG PARK PLAY**

### Recycled Dog Park Play

Our dog park play selections provide opportunities for dogs to exercise their minds and bodies. In addition to the individual pieces seen here, we also offer pre-designed dog park play packages.

**Features and Benefits**

- 100% Recycled HDPE Posts
- Durable and UV Stabilized HDPE Plastic Panels
- Roto-molded Plastic with Anti-Static Inhibitors
- Easy to Clean
- In-ground Mount

ASK YOUR REPRESENTATIVE FOR COLOR INFORMATION



Let's Rest  
REC0009XX



Over and Under  
REC0012XX



Home Sweet Home  
REC0010XX



Let's Rest  
REC0009XX



Climb and Sit  
REC0002XX



Jump Through  
REC0014XX



Dog Log  
REC0008XX



Step Up  
REC0005XX



High Jump  
REC0011XX



Through the Target  
REC0006XX



Through the Tunnel  
REC0004XX



Walk the Plank  
REC0015XX



Nice Turn  
REC0013XX



Camel Hump Climber  
REC0001XX



Leash Holder  
REC0022XX



Limbone, Anyone?  
REC0003XX



Hurdle Jump  
REC0007XX



### Puppy Paradise

**FEATURES**

- Beginner course
- Discounted package pricing
- 32' x 37' use zone
- Package includes Jump Through, Stepping Up, Lets Rest, Camel Hump Climber, Home Sweet Home, and Nice Turn

PRODUCT NO.: RECF0018XX

[ASK YOUR REPRESENTATIVE FOR COLOR INFORMATION](#)



### Dog's Best Friend

**FEATURES**

- Intermediate course
- Discounted package pricing
- 28' x 33' use zone
- Package includes Dog Log, Jump Through, Home Sweet Home, High Jump, Stepping Up, and Climb and Sit

PRODUCT NO.: RECF0017XX

[ASK YOUR REPRESENTATIVE FOR COLOR INFORMATION](#)

### Master Companion

**FEATURES**

- Advanced course
- Discounted package pricing
- 44' x 34' use zone
- Package includes Through the Target, Dog Log, Walk the Plank, Limbone Anyone, Over and Under, and Home Sweet Home

PRODUCT NO.: RECF0016XX

[ASK YOUR REPRESENTATIVE FOR COLOR INFORMATION](#)



### Pawsitively Playful

**FEATURES**

- Small area course
- Discounted package pricing
- 30' x 27' use zone
- Package includes Jump Through, Stepping Up, Home Sweet Home, and Nice Turn

PRODUCT NO.: RECF0019XX

[ASK YOUR REPRESENTATIVE FOR COLOR INFORMATION](#)




### Beggin' For More

**FEATURES**

- Large area course
- 35' x 64' use zone
- Package includes Camel Hump Climber, Through the Tunnel, Home Sweet Home, Dog Log, Jump Through, Let's Rest, Walk the Plank, High Jump, Stepping Up, and Over and Under

PRODUCT NO.: RECF0020XX

[ASK YOUR REPRESENTATIVE FOR COLOR INFORMATION](#)



### Best in Show

**FEATURES**

- Everything course
- 51' x 52' use zone
- Package includes all dog play products except Hurdle Jump and Leash Holder

PRODUCT NO.: RECF0021XX

[ASK YOUR REPRESENTATIVE FOR COLOR INFORMATION](#)

**IN A HURRY? USE QUICK SHIP.**

**Our Quick Ship Program offers 25+ different products, from tables to trash receptacles and bike loops, that ship within 5 business days\*.**

If you're looking to furnish your park, school, or recreation space quickly, purchase our quick ship tables, benches, trash receptacles, or bike loops. These select items are ready to ship within five business days when purchased in quantities of five complete units or less of any single quick ship item.

Unlike other quick ship programs where color choices are limited, we offer our full collection of textured polyethylene colors. Quick ship items are only available with black frames.

**SAMPLE QUICK SHIP PRODUCTS**

PORTABLE TABLES	PRODUCT NO.
46" Round UltraLeisure®	T46ULRACS
6' and 8' Rectangular UltraLeisure®	T#UL
6' and 8' Wheelchair Accessible Rectangular UltraLeisure®	T#ULHDCP
46" Square UltraLeisure®	T46UL
BENCHES	PRODUCT NO.
6' or 8' UltraLeisure® with Back	B#WBUL
6' or 8' UltraLeisure® without Back	B#UL
TRASH RECEPTACLES	PRODUCT NO.
32 Gallon Standard Receptacle	TR32
Black 32 Gallon Plastic Dome Top	DOM32

**QS** Look for this icon throughout the catalog to **view all** qualifying Quick Ship products.

**QUICK SHIP TERMS AND CONDITIONS**

Quick ship orders are limited to quantities of 5 complete units or less of any of our quick ship items (a trash receptacle with lid, liner, and a mounting option qualifies as one complete unit). A combination of 5 of any quick ship item is also acceptable (5 benches and 5 tables). Quick ship items are only available with black frames and in select textured polyethylene coating colors.

Orders must be received by 2:00 p.m. EST to ship within 5 business days. Orders received after 2:00 p.m. EST will be processed the following business day and ship within 5 days of the order processing day. This does not include holidays. Orders containing quick ship and non-quick ship items will automatically default to standard production lead times. If 5 day shipping is desired for quick ship items on your order, a separate order must be submitted and additional freight charges will apply.

A \$50.00 per day storage fee may apply for untimely third party pick-ups. Any canceled orders are subject to a 25% cancellation fee and a 15% restocking fee. Customization is not available on quick ship orders.

**LIMITED WARRANTY**

Superior Recreational Products (SRP) warrants that its product will be free from defects in materials and workmanship as well as maintain structural integrity for the periods listed below from the date of invoice and once SRP has been paid in full. This warranty is in effect only if the product has been assembled and installed strictly in accordance with the setup instructions provided by SRP, good construction practices, and has been subjected only to normal use and exposure.

- Lifetime\* Warranty on Stainless Steel Hardware
- 7-Year Limited Warranty on Textured Thermoplastic
- 5-Year Limited Warranty on Frames and Powder Coat
- 1-Year Limited warranty on moving parts and materials not covered above

The Limited Warranty excludes abnormal conditions, contingent liability, cosmetic defects such as scratches, dents, marring, stripping, peeling, or fading; damage due to incorrect installation, vandalism, misuse, accident wear and tear from normal use; exposure to extreme weather, immersion in salt or chlorine water, damage due to sand, salt spray, or other abrasive and corrosive material; unauthorized repair or modification, abnormal use, or lack of maintenance. The warranty does not cover damages due to "acts of God" such as hail, flooding, lightning, tornadoes, sand storms, shifts of terrain, earthquakes, mud slides, and windstorms. SRP does not warrant product for defects caused by erection, harsh site conditions, lack of maintenance, and/or other conditions beyond SRP's control. SRP will not be held responsible for any materials that were not properly stored prior to installation. SRP reserves the right to void the limited warranty if it not installed per the installation instructions and/or unauthorized modifications.

In the unlikely event of failure, SRP reserves the right to alter the design, color, or contributing factors to rectify the condition and help prevent any future reoccurrence(s). SRP has the option to repair or replace any defect in materials.

The warranty is void if any changes, modifications, additions, or attachments are made to the product without the written consent of the manufacturer.

SRP excludes any implied warranty of merchantability, fitness, or purpose, and there are no warranties which extend beyond the description of the face hereof. Under no circumstances will SRP be responsible for any indirect, special, consequential, incidental, or liquidated damages due to breach of warranty and such damages are specifically excluded from the warranty.

The owner shall notify SRP with original Sales Order Number issued from SRP to arrange for an inspection within 30 days after discovery of any defect under this warranty and before any alteration or repair is made or attempted. This Limited Warranty shall be null and void if the owner makes any alterations in design.

This warranty is the only express warranty given by the company. No person has authority to change or add to these obligations and liabilities. The company reserves the right to determine whether the fault is caused by faulty workmanship, material, or the part that is defective.

SRP will repair or replace at its discretion any defective part/s on an Ex-Works basis only. It is the responsibility of the customer to return the whole unit or the defective part/s at their own cost back to SRP for inspection along with proof of the date of purchase. SRP will not be liable for any costs incurred by the customer as a result of replacing the defective part/s, including but not limited to the costs of site visits and the labor costs involved with the removal and reinstallation of the whole unit or the defective part/s. Furthermore SRP will not be liable for any claimed compensation while the unit is not working or not present at the site whatsoever. This guarantee does not entitle the customer to a complete new product due to a defective component.

**Structural Steel** SRP offers a 5-year limited warranty on structural supports for tables and benches to the original purchaser to be free of rust outs that would compromise structural integrity. Workmanship is warranted for a period of five years. This steel warranty shall be

\*For the purpose of this warranty, lifetime encompasses no specific term of years, but rather that seller warrants to its original customer for as long as the original customer owns the product and uses the product for its intended purpose that the product and all parts will be free from defects in materials and manufacturing workmanship. This warranty does not cover damage caused by vandalism, misuse or abuse, altered or modified parts, or cosmetic damage such as scratches, dents, or fading or weathering and normal wear and tear. This warranty is valid only if the structures are installed in conformity with instructions provided by Superior Recreational Products using approved Superior Recreational Products parts. Superior Recreational Products will deliver the repaired or replacement part or parts to the site free of charge, but will not be responsible for labor or the labor costs of replacement. Warranty claims must be filed within the applicable warranty period and accompanied by a sales order or invoice number.

void if damage to the steel is caused by the installer or from physical damage, damage by salt spray or sprinkler systems, contact with chemicals, chlorine, pollution, misuse, vandalism, or any act of God.

**Powder Coat** SRP offers a 5-year Limited Warranty for powder coating to the original purchaser. This Limited Warranty is for factory applied finish only. Damage occurring from shipping, erection, vandalism, accidents, or field modification is not covered in this limited warranty and will require field touch-up immediately and periodically thereafter. The owner must report any defect in powder coat at the time the installation is completed. Not covered by this Limited Warranty are acute angles, welds, and end plates.

The Limited Warranty for powder coating provides the following after a 5-year exposure period when applied according to the recommendations listed on the product's technical data sheet and appropriate surface preparation has been utilized.

- The coatings shall retain their original color with a ΔE of <7.5 units for high chroma colors (yellows, reds, oranges, etc.) and a ΔE of <5.0 units for low chroma colors, when tested in accordance with ASTM D 2244.
- The coating shall retain a minimum of 50% of its original gloss level after washing, when tested in accordance with ASTM D 523.
- The coating shall exhibit chalking no worse than numerical rating of 6, when evaluated in accordance with ASTM D 659-80.

**Textured Thermoplastic** SRP offers a 7-year limited warranty to the original purchaser of the products to be free of corrosion on seats and tops that results in bare metal exposure after the date of purchase, excluding any corrosion that may be the result of vandalism or intentional stripping of any of the coating.

**Pricing, Cancellation, and Shipping Policy** All prices are F.O.B. factor and do not include freight, installation, shipping and handling, surfacing, or applicable taxes. All prices listed were current at the time of printing and in U.S. currency. Prices are subject to change without notice. To view our return policy, please visit superiorrecreationalproducts.com/returns. To view our shipping policy, please visit superiorrecreationalproducts.com/shipping. For further information any further information please call 1.800.327.8774.

**TOP AND SEAT COATING**

Our powder-based textured polyethylene is placed in a fluidized vat where the product is dipped and then baked. Traditionally, polyethylene is very easily scratched and marred causing it to be difficult to fix. By using a textured surface, SRP has eliminated this problem. Our textured polyethylene coating helps hide the scratches and marks, while keeping the product looking better longer. This coating is maintenance-free.

<b>FEEL</b>	Harder Feel	<b>APPLICATION</b>	Outdoor/Indoor
<b>THICKNESS</b>	Approx. 1/8" Thick	<b>ANTI-FUNGUS</b>	Yes
<b>DRIPS</b>	No	<b>FINISH</b>	Textured Finish
<b>UV PROTECTION</b>	Yes		

**WE MAKE IT EASY TO BUY AND BID**



## Color & Metal Options

### TEXTURED POLYETHYLENE

Our textured polyethylene coating is backed by a [7-year limited warranty](#).



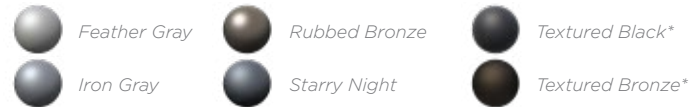
### FRAME POWDER COAT

Our Superdurable powder coat is backed by a [5-year limited warranty](#).

#### Gloss



#### Matte Textured & Metallic



\*Indicates longer lead times.

### RECYCLED UPTOWN AMENITIES | RECYCLED PLANKS

Our recycled plastic planking is backed by a [10-year limited warranty](#).



### ALL-ALUMINUM BLEACHERS | POWDER COAT

Our all-aluminum powder coating is backed by a [7-year limited warranty](#).




Colors are for reference only. Ask your representative for color samples.

### ESSENTIALS AMENITIES | METAL DESIGNS

**Regal | RC**  
3/4" #9 expanded metal inside  
a 2" x 2" iron frame



**UPDATED DESIGN!**  
**Perforated | PERF**  
5/8" diameter punched  
steel with rolled corners



**UPDATED DESIGN!**  
**Innovated | INNV**  
5/8" diameter punched  
steel with round corners



**UPDATED DESIGN!**  
**Rolled | ROLL**  
3/4" #9 expanded metal  
with rolled edges



**Classic | CLASS**  
3/4" #9 expanded metal inside  
ribbed steel with rolled edges



**UPDATED DESIGN!**  
**UltraLeisure\* | UL**  
3/4" #9 expanded metal inside  
a 1" x 1 7/8" metal strap frame



**UPDATED DESIGN!**  
**UltraLeisure\* Perforated | ULPERF**  
large hole (3/4") punched steel  
inside a 1" x 1 7/8" metal frame



COLORS & METAL



#### PRODUCT SHOWCASE

## Shelter, Shade, and Playgrounds

Don't just stop at site amenities! We have shade and shelter solutions available in many shapes and sizes to meet the needs of your outdoor space. We also offer an extensive line of steel and recycled playgrounds that are sure to be the star of your space. Create the perfect outdoor gathering space, no matter how big or small, by utilizing all of Superior's great product lines. [Visit srplayground.com](#), [srpshelter.com](#), and [srpshade.com](#) for more information.

# Site Amenities

1050 Columbia Drive  
Carrollton, GA 30117

866.343.2736

siteamenities@siibrands.com

[srpsiteamenities.com](http://srpsiteamenities.com)

